

The Consolidated Report of Activities

for the Quarter Ended
December 30, 2023

for The Interim Stipulated Order as Entered on November 29, 2022
By United States District Judge Henry T. Wingate
In Case Number 3:22-cv-00686-HTW-LGI
The United States v The City of Jackson, Mississippi
and EPA Grant Numbers 84054501, 84060101 SDWA Section 1442 (b)

January 30, 2024

Prepared by Edward "Ted" Henifin, P.E.
The Interim Third-Party Manager
Of the City of Jackson's Drinking Water System



JXN
water

CONTENTS

Executive Summary	5
A. Purpose	9
B. Introduction	10
C. Projects and Activities Conducted During the Reporting Period	11
D. Precautionary Boil Water Notices	35
E. Summary of Delays Encountered or Anticipated	43
F. Accounting of Grant 84054501-0 ITPM Professional Budget	44
G. Federal Grant 84054501-01 — Accomplishments in Relation to Required Outputs and Outcomes	52
H. Federal Grant 84060101-01 — Accomplishments in Relation to Required Outputs and Outcomes	56
I. Detailed Accounting of Grant 84060101-0 Funding	57
J. Spending Plan	71
K. Modifications to the Priority Project List or Schedule	72
L. Unaudited Financial Statements	77
M. Project Status Updates	78
Appendix	116

LIST OF FIGURES & TABLES

Figure 1 Priority Project Status	5	Figure 16 Meter Project Status.....	23
Figure 2 Grant 84060101-0 — Funded Projects Dashboard (as of 1/31/2024).....	6	Figure 17 JXN Water Communication Strategy Summary.....	24
Figure 3 Grant 84054501-0 — ITPM Professional Budget Dashboard (as of 1/31/2024).....	7	Figure 18 WLBT Paid Media Results – Overall.....	25
Figure 4 Minority Participation.....	8	Figure 19 WLBT Paid Media Results – Broadcast Television.....	26
Figure 5 Billing Data.....	12	Figure 20 WLBT Paid Media Results – PREMION.....	27
Figure 6 Payment Data.....	13	Figure 21 WLBT Paid Media Results – PREMION (PAGE 2).....	28
Figure 7 Projects Approved in First Phase Application for SDWA 1442(b) Grant 84060101-0.....	14	Figure 22 WLBT Paid Media Results – Display Ads.....	29
Figure 8 SRF Disaster Relief Supplementary Appropriation.....	15	Figure 23 WLBT Paid Media Results – Pre-Roll Video.....	30
Figure 9 SRF FFY-2024 BIL EC Priority List.....	16	Figure 24 WLBT Paid Media Results – Livestream OTT Video.....	31
Figure 10 SRF FFY-2024 BIL LSLR Priority List.....	16	Figure 25 WLBT Paid Media Results – Native Articles.....	32
Figure 11 MBE Spend.....	18	Figure 26 WLBT Paid Media Results – Homepage Takeovers.....	33
Figure 12 Call Center KPIs for Q4.....	19	Figure 27 WLBT Paid Media Results – Studio 3 Sponsorship.....	34
Figure 13 Find and Fix (6-inch diameter and less).....	20	Figure 28 Precautionary Boil Water Notices.....	35
Figure 14 Find and Fix (6-inch and less) IN CONSTRUCTION 12/31/2023.....	21	Figure 29 Grant 84054501-01 Financial Report from 12/01/22 through 12/31/23 (108% of budget year).....	45
Figure 15 Find and Fix (6-inch and less) IN COMPLETE 12/31/2023.....	22	Figure 30 Grant 84054501-0 — ITPM Professional Budget Summary — Dec 2022 Through Dec 2023.....	46
		Figure 31 Grant 84054501-0 — ITPM Professional Budget Details — Dec 2022 Through Dec 2023.....	47



Figure 32 Grant 84054501-0 — ITPM Professional Budget Employee Wages Detail.....	51	Figure 48 Status Updates to Priority Project 1.....	80
Figure 33 ITPM and JXN Water Organization Chart.....	53	Figure 49 Status Updates to Priority Project 2.....	84
Figure 34 Water Production (into Distribution System) in million gallons per day.....	54	Figure 50 Status Updates to Priority Project 3.....	85
Figure 35 Power and Chemical Cost for Water Treatment.....	54	Figure 51 Status Updates to Priority Project 5.....	86
Figure 36 Jacobs Operation and Maintenance Contract Staffing Plan and Status.....	55	Figure 52 Status Updates to Priority Project 6.....	106
Figure 37 Grant 84060101-0 Funded Projects Profit and Loss.....	57	Figure 53 Status Updates to Priority Project 7.....	106
Figure 38 Grant 84060101-0 — Budget Versus Actual.....	58	Figure 54 Status Updates to Priority Projects 8 & 9.....	107
Figure 39 Grant 84060101-0 Funded Projects — Corrosion Control.....	58	Figure 55 Status Updates to Priority Project 11.....	108
Figure 40 Grant 84060101-0 Funded Projects — Distribution Sys Analysis.....	59	Figure 56 Status Updates to Priority Project 12.....	111
Figure 41 Grant 84060101-0 Funded Projects — Service Line Inventory.....	60	Figure 57 Status Updates to Priority Project 13.....	112
Figure 42 Grant 84060101-0 Funded Projects — Winterization.....	61	Figure 58 Status Updates to Other Projects.....	113
Figure 43 Grant 84060101-0 Funded Projects — O&M 1442.....	62		
Figure 44 Grant 84060101-0 Funded Projects — Find And Fix.....	64		
Figure 45 Grant 84060101-0 Funded Projects — Valve Assessment.....	70		
Figure 46 Spending Plan with Source Funding.....	71		
Figure 47 Status Updates from JXN Water.....	78		

Executive Summary

This quarterly report is submitted for the Court’s review and approval in accordance with Section 16.a of the Interim Stipulated Order and in accordance with EPA’s Section 1442(b) Grant to JXN Water.

This report summarizes activities affecting the operation of the entire water system serving the City of Jackson, Mississippi. The scope and magnitude of this effort is unprecedented. As detailed below, significant progress has been made across the board. With the foundational systems and improvements described below, progress will accelerate even faster.

While significant challenges remain, the team of local and national professionals who are working with the ITPM to implement the Court’s Interim Special Order deserve special recognition for their exceptional dedication and public service.

FIGURE 1 PRIORITY PROJECT STATUS

Project No.	Description	Current Comp.	Comments
1	O & M Contract Phase 1	2/2023	● In place - COMPLETE
1	O & M Contract Phase 2	7/2024	○ Negotiations continue
2	Winterization	12/2023	● COMPLETE
3	Corrosion Control JHF	12/2023	● COMPLETE
3	Corrosion Control OBC	6/2024	○ Awaiting Equipment and MSDH approval
4	Emergency Water Supply	9/2027	● COMPLETE - Available throughout ISO term
5	Distribution System Improvement Plan	3/2024	○ Underway since 1/2023. Technical Memo due Q1 2024 to detail progress and further schedule.
6	System Stabilization and Sustainability Plan	12/2024	○ Needs to build off of PP 5
7	SCADA	12/2026	○ Design started 9/2023. 30% design due Q1 2024
8	Chemical Systems	12/2024	○ Design at 60% - expanded scope to include chlorine system
9	Chlorine System at OBC - Temporary Improvements	2/2023	● COMPLETE
9	Chlorine System at OBC - Replacement	12/2024	○ Included in design for PP 8
10	Intake Structure Repairs	12/2025	○ SRF project initiated
11	Treatment Facilities	TBD	● Assessment report draft complete 9/2023 under review. Upon review completion cost loaded schedule will be developed.
12	Sludge Assessment and Removal	TBD	● Plants cannot be shut down long enough for assessment at this time.
13	Resilient Power Plan	TBD	● Assessment complete and technical memo to be submitted Q1. Implementation schedule to be developed with technical memo.

** This table reflects modifications approved by EPA via email on January 17, 2024.*

FIGURE 2 GRANT 84060101-0 – FUNDED PROJECTS DASHBOARD (AS OF 1/31/2024)

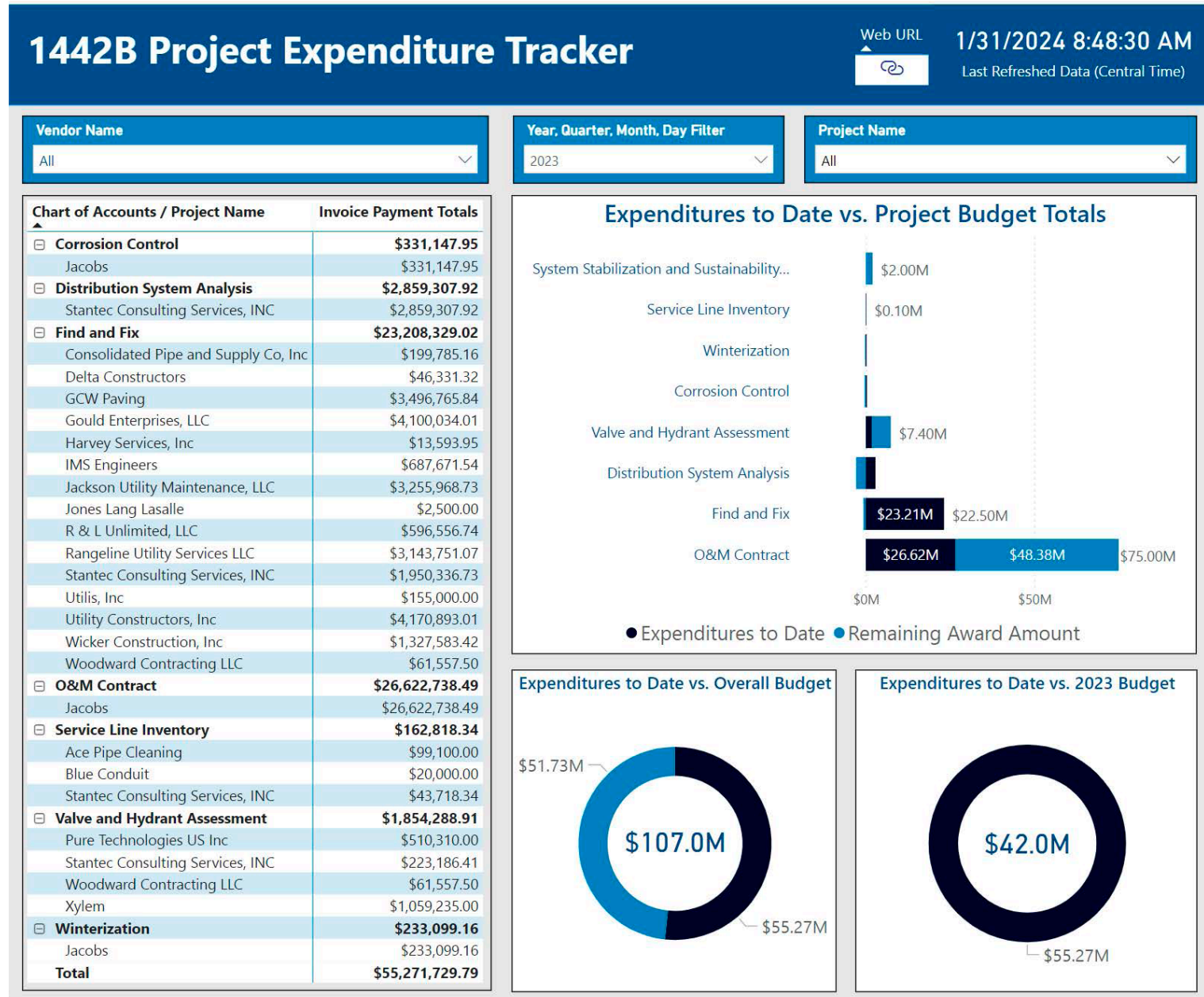


FIGURE 3 GRANT 84054501-0 — ITPM PROFESSIONAL BUDGET DASHBOARD (AS OF 1/31/2024)

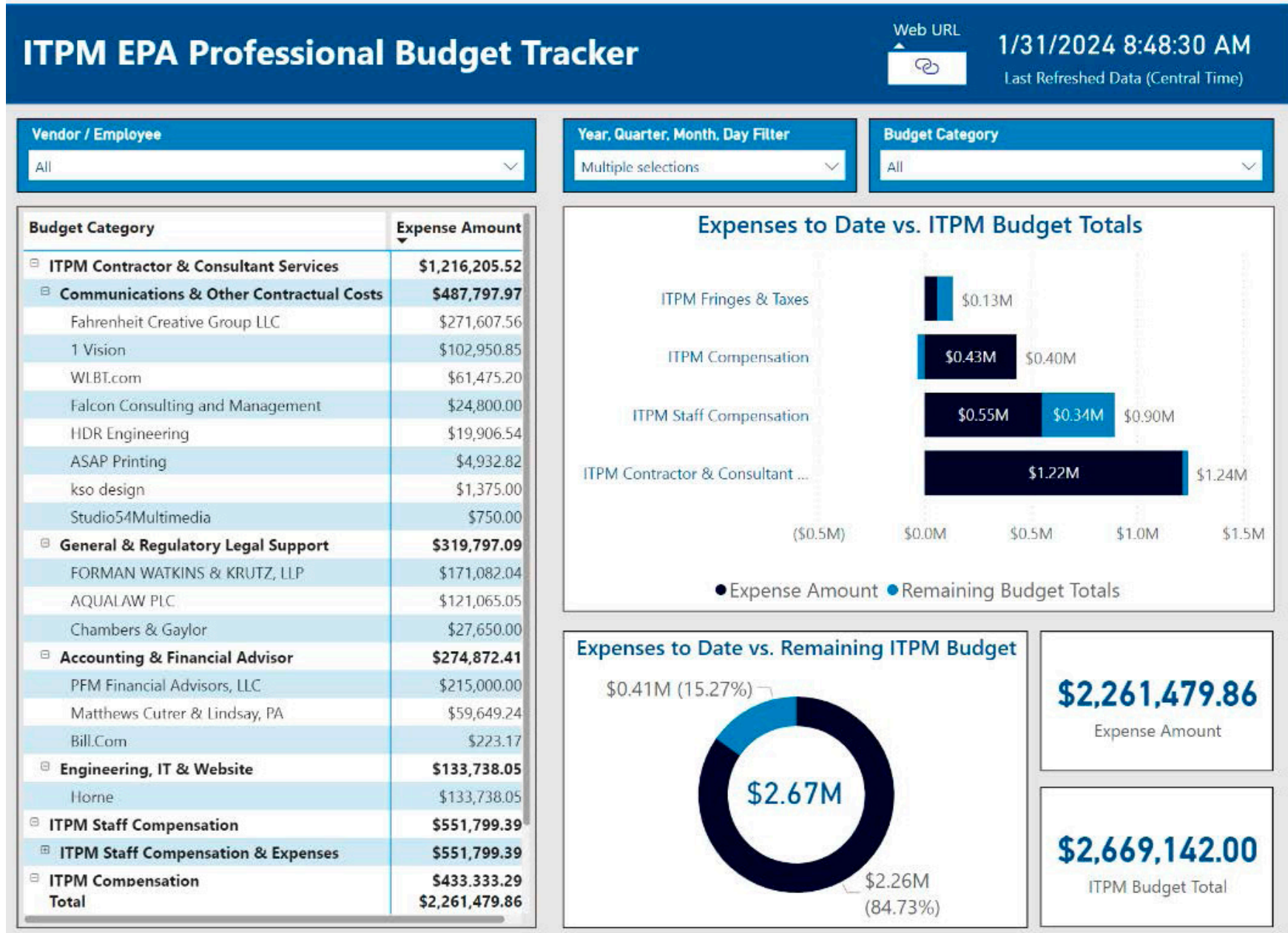


FIGURE 4 MINORITY PARTICIPATION

DBE/SWAM Spend to Date	\$ 11,569,811.15
Total JXN Water Spend to Date	\$ 84,857,956.83
Jacobs Contract	\$ 26,622,738.49
Total JXN Water Spend w/o Jacobs	\$ 58,235,218.34
MBE Percentage Total Spend	14%
MBE Percentage without Jacobs	20%

Precautionary Boil Water Notices

There have been no city-wide precautionary boil-water notices since December 2022. The continued accelerated efforts to find and fix leaks in the system along with regular pipe breaks continues to require issuing many precautionary BWN each month. There were 81 issued during the quarter with an average of 44 connections impacted for 5 days each. A listing of the BWNs issued during the reporting period can be found in Section D ([page 35](#)) of this report.



A. Purpose

The Interim Stipulated Order, Section 16.a. requires quarterly reporting to include the following components:

- i. A description of the projects and activities conducted during the reporting period to comply with the requirements of this Stipulated Order.
- ii. A summary of any delays encountered or anticipated that may affect the ITPM's performance or implementation of this Stipulated Order, including the Priority Project List, and any actions taken to address such delays.
- iii. Any modification to the Priority Project List or Implementation Schedule consistent with Paragraphs 15 (Priority Project List) and 18 (EPA Review).
- iv. An accounting of the expenditures from, additions to, and remaining balance of the ITPM Professional Budget.
- v. A projection of work to be performed pursuant to this Stipulated Order during the next or succeeding Quarter; and
- vi. In each Status Report filed in the month of January, except in the Status Report due January 31, 2023, an audited financial statement of the ITPM Professional Account, O&M Account, and Capital Improvements Account for the City's previous fiscal year. Any information revealing bank account numbers or constituting personally identifiable information shall be redacted.

The EPA Grant that funded the Interim Third-Party Manager also has quarterly reporting requirements that include the following:

- ♦ A comparison of actual accomplishments to the outputs/outcomes (these are deliverables, reports, milestones) established in the assistance agreement work plan for the period;
- ♦ The reasons why established outputs/outcomes were not met; and
- ♦ Additional pertinent information, including, when appropriate, analysis and explanation of cost overruns or high-unit costs.

As these reports have similar requirements, this consolidated report is intended to meet the purposes and requirements of both the ISO and the EPA Safe Drinking Water Act (SDWA) Section 1442(b) grant.

B. Introduction

On December 20, 2022, the US EPA awarded grant number 84054501 under the authority of the Safe Drinking Water Act, Section 1442(b). The stated purpose of the grant is as follows:

This agreement will provide support to the City of Jackson, MS, which is currently experiencing a drinking water emergency. The City entered into an Interim Stipulated Order with the Environmental Protection Agency and Department of Justice approved in Federal District Court on November 29, 2022, and this funding will be used to fulfill commitments established in the Order. The activities include establishing an Interim Third-Party Manager who will then hire support staff, enter into and maintain contracts to accomplish tasks required in the Order and deemed necessary to address violations of the Safe Drinking Water Act. Anticipated deliverables include hiring staff, entering into and maintaining contracts allowing for proper operations and maintenance of the system. Expected outcomes include supporting the System in complying with the Safe Drinking Water Act, fulfilling commitments established through the Order, and ensuring residents of Jackson have clean and safe drinking water. Intended beneficiaries include approximately 160,000 persons served by the City of Jackson Public Water System. No subawards are included in this assistance agreement. City of Jackson Public Water System Emergency Drinking Water Grant.

This report is the third quarterly report as required by the grant agreement and covers eligible activities that began July 1, 2023, through December 31, 2023. These reports are aligned with the reporting requirements of the Interim Stipulated Order that appointed the Interim Third-Party Manager funded by and managing this grant. This report is submitted for the Court's review and approval.



C. Projects and Activities Conducted During the Reporting Period

The ISO includes thirteen priority projects for the ITPM to accomplish under the terms of the ISO. The activities conducted related to the priority projects (PP) are included in Section M (page 78) of this report.

Beyond the priority project work, many activities have been conducted to comply with the requirements of the ISO during this reporting period. These include:

Billing and Collections: JXN Water continues to work to resolve billing issues that hamper collection of water-related revenues. During the reporting period many changes have been made to reduce issues with bills, but much more remains to be done. With over 98 percent of the new meters installed, the majority of customers are getting accurate bills based on meter readings from the new meters. Those without new meters are receiving estimated bills, based on actual averages from the accounts with new meters installed. As JXN Water can see usage through more new meters, there is clear evidence of leaks on the customer's side of the meter in many instances. JXN Water is working on developing reports and outreach to customers with significant leaks on a proactive basis.

During this reporting period, JXN Water has made progress scrubbing and cleaning customer data. The customer data from Entergy along with other sources of address and mapping data are being used to refine the customer data in the JXN Water billing system. The first batch of letters went out to water users who have new meters that are reporting water consumption yet there is no associated account in the billing system. These letters request the water user reach out to JXN Water to establish an account or they will be subject to disconnection. This work will continue through 2024.

Revenues continue to fall short; however, the collection rate for this period at 64.95 percent, up from the previous quarter's 61 percent. These levels are significantly higher than existed prior to the effective date. Billing and payment data is shown in the following tables.



FIGURE 5 BILLING DATA

COMMERCIAL Billing Data							Commercial Revenue Generated		
Month	Bills Generated	Deposit	Misc Service	Water	Wastewater	Monthly TOTAL	Sanitation	FY 23	FY 22
Oct-23	5,195	\$ 6,660.00	\$ 20,371.13	\$ 1,766,458.69	\$ 2,601,371.02	\$ 4,394,860.84	\$ 1,924.00	\$ 4,396,784.84	\$ 2,512,342.47
Nov-23	5,324	\$ 15,195.00	\$ 5,174.43	\$ 1,819,506.99	\$ 1,783,708.09	\$ 3,623,584.51	\$ 2,105.30	\$ 3,625,689.81	\$ 2,423,549.70
Dec-23	5,254	\$ 13,405.00	\$ 116,514.09	\$ 1,478,104.28	\$ 1,506,162.97	\$ 3,114,186.34	\$ 1,780.93	\$ 311,596,727.00	\$ 2,766,039.63
	15,773	\$ 35,260.00	\$ 142,059.65	\$ 5,064,069.96	\$ 5,891,242.08		\$ 5,810.23	\$ 11,138,441.92	\$ 7,701,931.80
TOTAL:				\$ 11,132,631.69					
RESIDENTIAL Billing Data							Residential Revenue Generated		
Month	Bills Generated	Deposit	Misc Service	Water	Wastewater	Monthly TOTAL	Sanitation	FY 23	FY 22
Oct-23	45,770	\$ 33,190.00	\$ 68,302.57	\$ 1,545,418.77	\$ 137,297.96	\$ 3,021,209.30	\$ 1,474,216.80	\$ 4,495,426.10	\$ 3,582,275.25
Nov-23	45,749	\$ 35,685.00	\$ 73,323.29	\$ 1,625,771.06	\$ 1,523,300.49	\$ 3,258,079.84	\$ 1,496,807.99	\$ 4,754,887.83	\$ 3,420,597.60
Dec-23	45,496	\$ 41,695.60	\$ 146,000.60	\$ 1,484,225.92	\$ 1,468,376.44	\$ 3,140,297.96	\$ 1,475,386.89	\$ 4,615,684.85	\$ 3,234,494.09
	137,015	\$ 110,570.00	\$ 287,626.46	\$ 4,655,415.75	\$ 4,365,974.89		\$ 4,446,411.68	\$ 13,865,998.78	\$ 10,237,366.94
TOTAL:				\$ 9,419,587.10				\$ 25,004,440.70	\$ 17,939,298.74
				\$ 20,552,218.79				71.74%	More RevGen in FY 23

FIGURE 6 PAYMENT DATA

COMMERCIAL Payment Data							Commercial Revenue Received			
Month	Payments Received	Deposit	Misc Service	Water	Wastewater	Monthly TOTAL	Sanitation	FY 23	FY 22	
Oct-23	2,739	\$ 1,866.17	\$ 331,656.38	\$ 1,121,872.59	\$ 1,641,466.85	\$ 3,096,861.99	\$ 300.70	\$ 3,097,162.69	\$ 2,303,453.53	
Nov-23	2,694	\$ 2,228.17	\$ 190,238.02	\$ 1,124,436.62	\$ 959,849.47	\$ 2,276,752.28	\$ 1,211.84	\$ 2,277,964.12	\$ 1,705,721.62	
Dec-23	2,277	\$ 7,575.83	\$ 188,825.29	\$ 838,686.62	\$ 786,705.70	\$ 1,821,793.44	\$ 401.00	\$ 1,822,194.44	\$ 2,988,815.52	
	7,710	\$ 11,670.17	\$ 142,059.65	\$ 3,084,995.83	\$ 3,388,022.02		\$ 1,913.54	\$ 7,197,321.25	\$ 6,997,990.67	
TOTAL:		\$ 7,195,407.71								
RESIDENTIAL Payment Data							Residential Revenue Received			
Month	Payments Received	Deposit	Misc Service	Water	Wastewater	Monthly TOTAL	Sanitation	FY 23	FY 22	
Oct-23	26,423	\$ 18,170.09	\$ 193,162.35	\$166,029.03	\$922,895.86	\$2,300,257.33	\$888,878.17	\$3,189,135.50	\$2,272,470.78	
Nov-23	25,636	\$ 16,028.24	\$ 158,871.82	\$1,011,300.61	\$830,744.22	\$2,016,944.89	\$851,216.15	\$2,868,161.04	\$2,419,979.32	
Dec-23	24,155	\$ 15,032.92	\$ 119,317.26	\$909,253.38	\$791,651.17	\$1,835,254.73	\$870,249.06	\$2,705,503.79	\$2,382,915.79	
	76,214	\$ 49,231.25	\$ 471,351.43	\$3,086,583.02	\$2,545,291.25		\$2,610,343.38	\$8,762,800.33	\$7,075,365.89	
TOTAL:		\$ 6,152,456.95						\$15,960,121.58	\$14,073,356.56	
JXN Water Payment Collection Rate: 64.95%										
				\$13,347,864.66				63.83%	78.45%	

Obtaining Funding: The ITPM worked with EPA to apply for the portion of the funding provided by the US Congress in the CAA, 2023 flowing through the authority of the SDWA, Section 1442 (b). The first phase grant was awarded on May 11, 2023, in the amount of \$115.1 million (of the appropriated \$150 million) as listed in **Figure 7**. The first \$44 million of this approved grant was made available on May 18, 2023. Another \$15 million was released on November 21, 2023. See Section I (**page 57**) of this report for details on the spending for this grant.

FIGURE 7 PROJECTS APPROVED IN FIRST PHASE APPLICATION FOR SDWA 1442(B) GRANT 84060101-0

Priority Project No.	Description	Total (Millions)	2023	2024	2025
5.a.ii	Valve and Hydrant Assessment	\$ 7.4	\$ 4.9	\$ 2.5	
5.a.vii	Service Line Inventory	\$ 0.1	\$ 0.1		
5.a.iv	Distribution System Leaks - Find and Fix	\$ 22.5	\$ 10.0	\$ 7.5	\$ 5.0
1	Phase 2 O&M Contract - Open Book Actual Cost	\$ 12.0	\$ 12.0		
1	Phase 3 O&M Contract - Long Term Fixed Price	\$ 63.0	\$ 13.0	\$ 25.0	\$ 25.0
6	System Stabilization and Sustainability Plan	\$ 2.0	\$ 2.0		
	ITPM Professional Budget	\$ 8.5	\$ 0.9	\$ 3.8	\$ 3.8
	Grant 84060101-0	\$ 115.5	\$ 42.9	\$ 38.8	\$ 33.8

SRF Funding: The balance of the funding from the CAA 2023 will be provided through the existing State Revolving Loan Fund (SRF). The ITPM developed a work plan for these funds for inclusion in the state's intended use plan. The Mississippi Local Governments and Rural Water Systems Improvements Board approved the Intended Use Plan (IUP) for the DISASTER RELIEF SUPPLEMENTAL APPROPRIATION (a portion of the \$450 million appropriation) on June 30, 2023.

With more information about the system, the IUP will be amended in Q1 2024. The O.B. Curtis Chemical Feed and Chlorine Conversion project will be added as will a new Find and Fix project to pick up work accomplished under the 1442(b) funding project as that budget is exhausted. The ITPM is working with MSHD to define required modifications.

FIGURE 8 SRF DISASTER RELIEF SUPPLEMENTARY APPROPRIATION

VIII PRIORITY LIST					
Project	Project Description	Priority Points	Service Area Population	Loan Amount Requested	Statewide Cum. \$
Supplemental Appropriation Priority List					
Category III: Primary Drinking Water Standards Projects					
City of Jackson	Intake Structure Repair	27746	155,000	\$ 5,000,000	\$ 5,000,000
Category IX: Existing Facilities Upgrade (Meeting Primary Standards)					
City of Jackson	Distribution System Analysis	13873	155,000	\$ 6,000,000	\$ 11,000,000
City of Jackson	Distribution System Optimization	12332	155,000	\$ 32,500,000	\$ 43,500,000
City of Jackson	Small Diameter Pipe Replacement	5549	155,000	\$ 50,000,000	\$ 93,500,000
Category XIII: Other					
City of Jackson	Debt Retirement - SRF Loans*	215	155,000	\$ 24,653,146	\$ 118,153,146
City of Jackson	Debt Retirement - Meter Project		155,000	TBD	
City of Jackson	Debt Retirement - Private		155,000	TBD	

* This includes the remaining principal balance (\$14,881,923) of refinanced loan 2, which consolidated debt with loan 1, and the balance drawn (\$9,771,223) from loan 3. An undrawn balance of \$18,182,077 currently remains on loan 3's active project.

NOTE: All notes appearing on the IUP are associated with this public drinking water system. Projects listed above are based in good faith from representation provided by the borrower. The program is a reimbursement program. Request for reimbursement will be reviewed to ensure conformity with eligibility requirements and compliance with applicable state and federal laws and regulations before funds are reimbursed.

The ITPM responded to a solicitation by the Mississippi Local Governments and Rural Water Systems Improvements Board for two new programs funded as part of the Bi-partisan Infrastructure Law (BIL) on June 19, 2023, requesting funding for Lead Service Line Replacements (LSLR) and for addressing Emerging Contaminants. Both were included in the approved IUPs, but at a fraction of the total project cost. The LSLR project is estimated at \$88 million (18,000 * \$4,888/EA) across a 10-year construction period. Based on preliminary inventory data, Jackson has approximately 18,000 galvanized service lines which there are no records to prove they have never been downstream of any lead piping. As a result, these all require replacement under the LSRI. The Emerging Contaminant project, scoped to add Granular Activated Carbon (GAC) filtration to the O.B. Curtis Water Treatment Plant, is estimated at \$119 million.

FIGURE 9 SRF FFY-2024 BIL EC PRIORITY LIST

Project	Project Description	Zip Code	Priority Points	Service Area Population	Eligible PF Amount	Loan Amount Request	Statewide Cum. \$
Category IX: Existing Facilities Upgrade (Meeting Primary Standards)							
Jackson, City of	Study, Design & Construction, Emerging Contaminants	39216	11099	155,000	\$ 5,000,000	\$ 5,000,000	\$ 5,000,000

FIGURE 10 SRF FFY-2024 BIL LSLR PRIORITY LIST

Project	Project Description	Zip Code	Priority Points	Service Area Population	Eligible PF Amount	Loan Amount Request	Statewide Cum. \$
Category XII: Other							
Jackson, City of	Replacement of Lead Service Lines	39216	110	150,000	\$ 500,000	\$ 5,000,000	\$ 26,427,135
Mount Olive, Town of	Surveying and Inventorying Lead Service Lines	39119	102	982	\$ 450,000	\$ 1,000,000	\$ 27,427,135
Fayette, City of	Surveying and Inventory of Lead Service Lines	39069	0	0	\$ 56,250	\$ 125,000	\$ 27,552,135
Collins, City of	Surveying and Inventorying Lead Service Lines	39428	0	4000	\$ 175,000	\$ 500,000	\$ 28,052,135

Disputed Debt: The ITPM inherited nearly \$56 million in billing arrearages. Many accounts had arrearages dating back years due to the many metering and billing challenges over the past decade in Jackson. Almost all account arrearages could be attributed, in whole or in part, to those challenges or to billing for inadequate or non-existent services. Hundreds of these bills had been disputed prior to the appointment of the ITPM, and the disputes remained unresolved. Lacking adequate information to defend prior billing or resolve disputed bills, the ITPM instituted a program to compromise debt that pre-dated the ITPM appointment for all disputed accounts. To accomplish this, the ITPM retained Promise Pay to gather attestations from customers that had aging arrearages (prior to December 1, 2022) and that had disputed these charges.

The program was shut down on August 31, 2023. The number of people accessing the program had dropped to less than one per week and the cost to keep the program open was significant resulting in JXN Water’s decision to close that program. A total of 8,251 accounts attested their dispute through Promise Pay and \$19,513,774 in disputed charges were compromised (removed from individual accounts).

The disputed debt program demonstrated the overwhelming majority of the aging arrearages were the result of disputed bills. As a result, all arrearages prior to November 29, 2022, have been moved in the billing system to a separate Service Agreement (SA) and are no longer visible on customer bills. At some future point JXN Water may choose to pursue these arrearages but at the current time, staff is focused on getting all customers using water into the system and current on their bills. It is estimated JXN Water would spend more on collection efforts for the aged arrearages (prior to November 29, 2022) than would be recovered.

Low Income Household Water Assistance Program (LIHWAP):

For debt that accrued post the appointment of the ITPM, the ITPM retained Promise Pay to identify qualified applicants and apply for the LIHWAP grant funding on behalf of JXN Water. The program expired on September 30, 2023, with no extension or replacement program currently moving in Congress. As of the end of the program, **413 accounts received Federal LIHWAP grant assistance through the state for a total amount of \$756,263.76.**

Community Engagement: The ITPM participated in numerous meetings to discuss the ISO and the ITPM role in stabilizing and restoring the Jackson water system. The ITPM made presentations the following groups during the reporting period:

- 7/12/2023 Interview with WAPT
- 7/18/2023 Ward 5 Townhall meeting
- 8/3/2023 Jacksonians 4 Jackson meeting
- 9/9/2023 Mcleod Neighborhood Association meeting
- 9/18/2023 National Cheeseburger Day In the Kitchen Segment
- 9/26/2023 Rotary at Jackson State University
- 10/3/2023 WEFTEC in Chicago; media interviews with Clarion Ledger and Mississippi Public Broadcasting
- 10/9/2023 WLBT International Beer and Pizza Day In the Kitchen Segment
- 10/13/2023 Media Interviews - Associated Press, Northside Sun, Jackson Advocate
- 11/15/2023 Jackson Chamber Partnership Board of Directors Meeting
- 12/13/2023 Ward 5 Townhall meeting
- 12/14/2023 Council Presentation

Minority Business Enterprise Engagement: JXN Water continues to focus on MBE for direct contracts. Eliminating bonding challenges and paying invoices within days has made JXN Water friendly to MBEs. The spend to date has been significant, nearly \$11.6 million, 14 percent of the total spend to date. The Jacobs Operations and Maintenance contract is by far the largest contract with JXN Water. There were no MBE firms available to meet that need. When that contract value (paid to date) is removed from the total spend, MBE spend accounts for 20 percent of the total JXN Water spend.

JXN Water has entered into a contract with the Jones Group to assist with developing and executing a Small Minority Business Initiative (SMBI). An early focus has been working with Jacobs, Stantec, and HDR to help DBEs navigate the process to qualify as subcontractors with their firms. Another goal is to create and/or develop small Black owned firms to provide some of the specialized skills that are not currently available in the Jackson area. Examples include valve and hydrant maintenance and piping contractors. These needs will go on perpetually in Jackson, long after the Interim Stipulated Order is finished.

FIGURE 11 MBE SPEND

Firm	Total Paid to Date
Advanced Environmental Consulting	\$ 15,871.43
Art Mekanics	\$ 14,500.00
Bless Hands Cleaning	\$ 23,475.00
BOSS Utility Solutions	\$ 2,848,949.76
Fahrenheit Creative Group	\$ 271,607.56
GCW Paving	\$ 3,496,765.84
Hardaway Realty	\$ 39,000.00
Hydroflow Solutions	\$ 678,950.00
IMS	\$ 687,671.54
Iron Horse Grill	\$ 1,308.00
Kelly Factory	\$ 1,800.00
Love Trucking	\$ 719,430.00
Phoenix Security	\$ 368,444.78
Promise Pay	\$ 1,334,722.24
Q Solutions	\$ 54,209.03
R&L Unlimited	\$ 841,450.24
SD Systems	\$ 42,000.00
SOL Engineering	\$ 15,787.16
Southern Infrastructure Solutions	\$ 144,240.00
DBE/SWAM Spend to Date	\$ 11,569,811.15
Total JXN Water Spend to Date	\$ 84,857,956.83
Jacobs Contract	\$ 26,622,738.49
Total JXN Water Spend w/o Jacobs	\$ 58,235,218.34
MBE Percentage Total Spend	14%
MBE Percentage Without Jacobs	20%

Water and Sewer Billing Administration (WSBA): JXN Water has stepped up customer communication efforts in advance of resuming severance (shut off for non-payment). As billing and account establishment processes continue to improve, the focus has turned towards getting all customers paying and current. Shut offs are the only tool available to get some customers to pay their bills. While JXN Water never wants to shut off service to anyone, everyone needs to pay their share for the system to become financially stable and sustainable.

The billing system conversion to a fully cloud-based solution that will be supported with a single contractor, BOSS, continues to move forward. Go-Live for the update/conversion has slipped from the end of Q4 2023 to the end of Q1 2024. This delay should be transparent to customers but will delay some cost savings anticipated from the conversion. This meter-to-cash solution will resolve many issues that have plagued Jackson’s billing system for years.

Call Center: ProTel has been in business supporting clients throughout Mississippi for more than 30 years. A contract for 24/7 call center operations was developed, and the JXN Water customer service number (601-500-5200) went live on June 5, 2023.

The call center can address many billing questions (majority of calls), dispatches the metering contractor for meter issues, dispatches appropriate resources for leaks, low pressure, discolored water, etc. Call center key performance indicators for the quarter are shown in **Figure 12**.

FIGURE 12 CALL CENTER KPIS FOR Q4

Total Calls	Average Talk Time	Average Wait Time
29,646	3:52 minutes	2:01 minutes

Mississippi Municipality & County Water Infrastructure Grant Program Act (MCWI): The ITPM worked with the MCWI staff to consolidate previously awarded grants into two grants; one for drinking water projects and one for sewer projects. This will provide the most flexibility for leveraging this funding.

There is one active project in the drinking water agreement, the O.B. Curtis Filter Improvements. This project was designed and bid prior to the effective date. The ITPM made award after the effective date to the low bidder, Hemphill Construction. The work includes full rehabilitation of conventional filter 5 to place that filter back into service after years of disrepair. This will increase the capacity of the conventional side of O.B. Curtis by 16 percent. Construction has begun. Other details can be found in the priority project status updates at the end of this report.

System Pressure Improvements: Work to address system pressure challenges continued throughout the reporting period. Wachs Water has been working with JXN Water staff to continue to find valves, make repairs, and change positions (typically from fully closed to fully open). To date:

- ◆ 880 valves fully exercised (2580 cumulative)
- ◆ 8 op nut repairs completed (45 cumulative)
- ◆ 47 valves uncovered (144 cumulative)
- ◆ 4 frozen valves repaired (11 cumulative)
- ◆ 140 valve positions changed (359 cumulative)
- ◆ 373 hydrant assessments (675 cumulative)

The system remains vulnerable but stable with pressure improvements noted throughout the system. A few outlying areas continue to have pressure issues including Merit Health Hospital and the Henley Young Juvenile Detention Center. The Shannon Dale area off Forest Hill Road was converted to the groundwater system on October 17, 2023, resolving long-standing pressure and outage issues for the nearly 150 residents in that area of South Jackson.

Leak Find and Fix: During the reporting period, the Find and Fix program continued and made significant progress. Larger leaks are included in the Priority Project reporting at the end of this report. Small diameter leaks (6-inch and less) are reported and mapped here. Using a combination of local contractors, JXN Water completed 616 repairs (since inception) with an additional 387 under construction at the end of the quarter.

FIGURE 13 FIND AND FIX (6-INCH DIAMETER AND LESS)

Item No.	Repair Type	Oct 2023 in Construction	Oct 2023 Complete	Nov 2023 in Construction	Nov 2023 Complete	Dec 2023 in Construction	Dec 2023 Complete
1	Cut Repair	62	158	77	166	98	190
2	Hydrant-Leak	23	14	23	14	23	14
3	Meter-Leak	216	38	216	39	216	40
4	Tap & Meter Install	1	33	1	33	1	36
5	Valve Leaking & Repairs	8	0	8	0	8	0
6	Water-Leak	32	218	32	241	41	336
	Total	342	461	357	493	387	616



FIGURE 14 FIND AND FIX (6-INCH AND LESS) IN CONSTRUCTION 12/31/2023

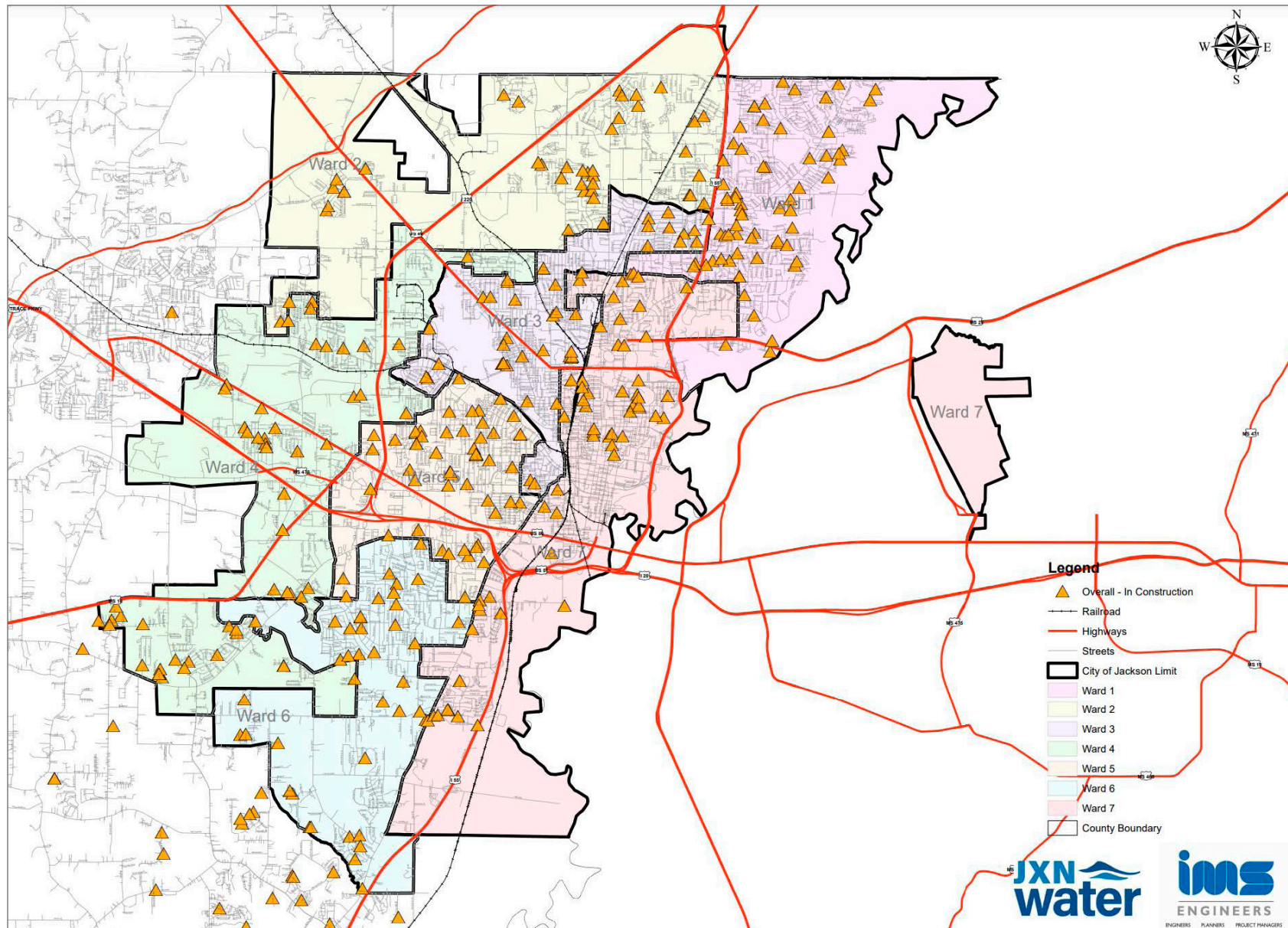
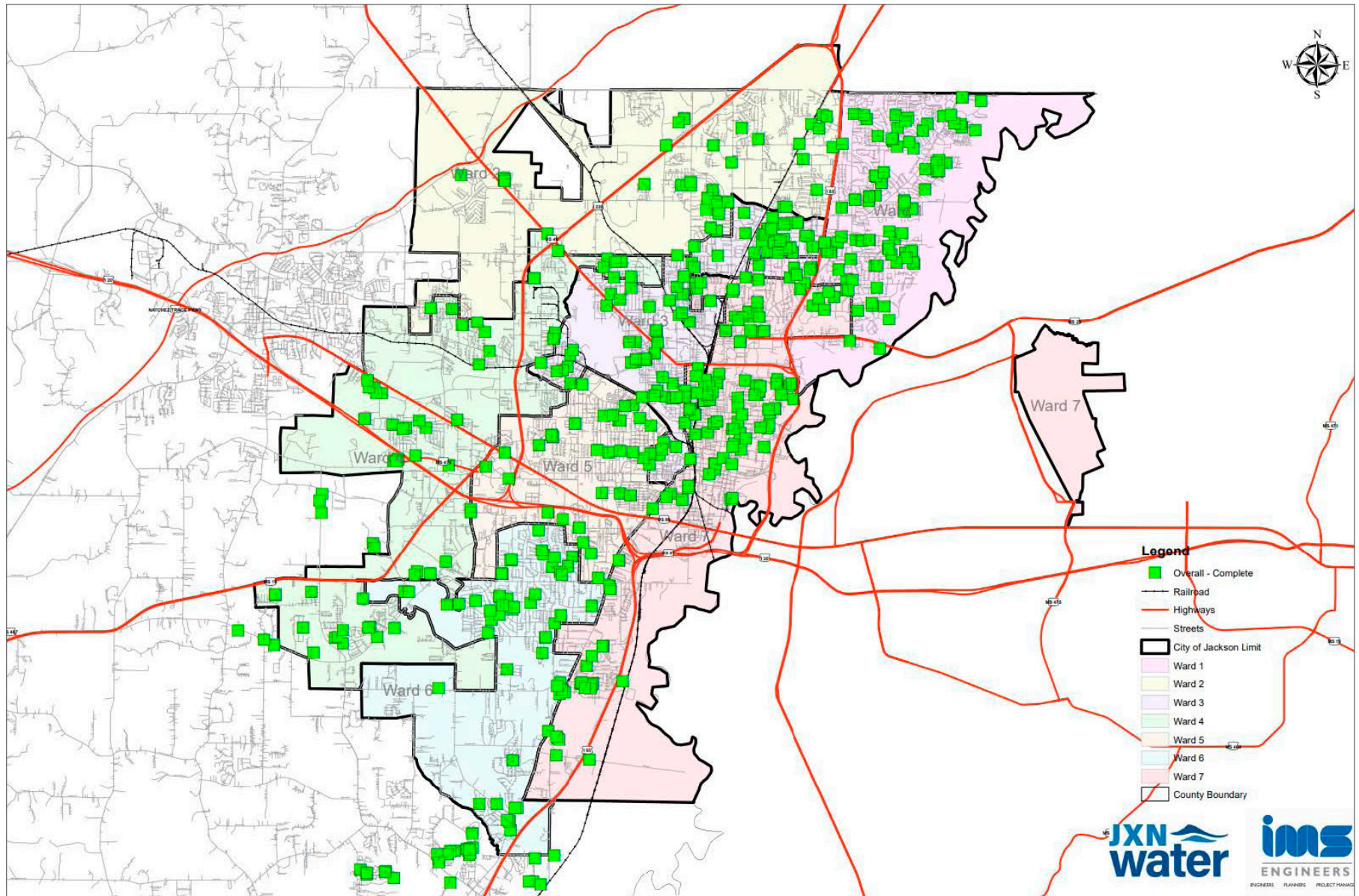


FIGURE 15 FIND AND FIX (6-INCH AND LESS) IN COMPLETE 12/31/2023



Metering: The contract to install Automated Metering Infrastructure (AMI) continued in the quarter. The project is now approximately 98 percent complete with more than 59,000 meters installed. One of the biggest challenges continues to be data cleansing of the billing system. The project status is summarized below.

FIGURE 16 METER PROJECT STATUS

Category	Item	Period Ending Date (11/29/23)	Period Ending Date (12/13/23)	Period Ending Date (1/10/24)
Installations	Total Period	1,279	1,624	408
	Total to Date	57,024	58,648	59,056
Removed From Scope	This Period	641	782	795
	Total to Date	8,890	9,418	15,001
Assists Pending	This Period	99	259	265

Quick Stats:
Installations: 98%



Communications: All communication efforts are coordinated by Ameerah Palacios with HDR. During Q4 implementation of the communication strategy shown below commenced.

A social media reach report is included in the **Appendix** of this report. Articles of interest can be found on the JXN Water website.

FIGURE 17 JXN WATER COMMUNICATION STRATEGY SUMMARY

<h2 style="text-align: center;">Communications Strategy Summary</h2> <p style="text-align: center; font-size: small;">JXN Water is changing for the better and is working hard to repair its water system by making system repairs, rebuilding trust and proactively engaging the public through strategic communications.</p>		
Goal #1 Improve the Reputation of JXN Water	Goal #2 Amplify the function of JXN Water operations	Goal #3 Launch a public education campaign
Strategies	Strategies	Strategies
<ul style="list-style-type: none"> Show progress on system improvements and efforts to provide safe, clean reliable water and resolve sewer issues through easy-to-understand videos, photos and infographics Establish consistency between the Department of Health and City of JXN Water to improve community outreach Build a JXN Water newsroom on their website containing the latest news and related media channels with curated content from JXN Water. 	<ul style="list-style-type: none"> Convey the value of water through messaging focused on bill payment Increase visibility in the community by attending community events/programs Maintain a calendar for public appearances, speaker's bureau and regular plan tours with a request protocol for the ITPM, COO, billing executives and plant operators 	<ul style="list-style-type: none"> Establish a water academy to educate interested residents Grow awareness of JXN Water's Small and Minority Business Initiative that increases contractor capacity Share weekly community updates
Tactics	Tactics	Tactics
<ul style="list-style-type: none"> Create communication materials and easy-to-understand monthly community update videos to distribute through the website, newsroom page or through other paid/owned media channels, including paid news articles about system repairs and other topics. Create media advisories and press releases about JXN Water's latest efforts on repairing water infrastructure and community updates. 	<ul style="list-style-type: none"> Create a scenario-based key messages document that also focuses on bill payment scenarios and the value of water Create a public events calendar that tracks opportunities for public appearances 	<ul style="list-style-type: none"> Establish scenario-based key messaging about JXN Water's Small and Minority Business initiative and include in communication materials such as video and press releases Create public education materials, including a paid media article, geared toward water education and helping residents understand their water system. Create a newsletter to share weekly community updates through MailChimp to distribute through email
Outcomes	Outcomes	Outcomes
<ul style="list-style-type: none"> See an increase in Jackson residents who trust JXN Water and overcome deeply held suspicions of corruption, incompetence with regular communication and receipts of implementation, measured by Thrive Center trust survey Improve engagement by 100 percent within the first six months after improvements are made Paid media amplifies the visibility of JXN Water milestones with 1 million monthly impressions Stakeholders engage with relevant, updated content with increased users, views and comments 	<ul style="list-style-type: none"> Bill payments increase General public sees JXN Water as part of the community and connects with the value of water, joy and fun JXN Water representatives receive professional support to address community requests 	<ul style="list-style-type: none"> JXN residents are knowledgeable stewards of the local water system. Contractors find it easy to do business with JXN Water The community has a sustainable number of local contractors who can maintain the system long term

Paid Media Campaign: In December 2023, JXN Water entered into a second, six month paid media campaign with WLBT, the number one ranked news station in the Jackson market. The campaign includes sponsored articles placed prominently on the WLBT home page, short community video ads, display ads on WLBT social media and website, as well as sponsorship of a new afternoon lifestyle show – Studio 3. Specific targeting of the Hispanic community through placement on Spanish media was a focus of Q4.

WLBT conducted a poll on November 29, 2023 asking about viewer satisfaction with the ITPM's leadership of JXN Water with over 75% satisfied.

Performance of the various tactics are shown in **Figure 18 – Figure 27.**

FIGURE 18 WLBT PAID MEDIA RESULTS – OVERALL

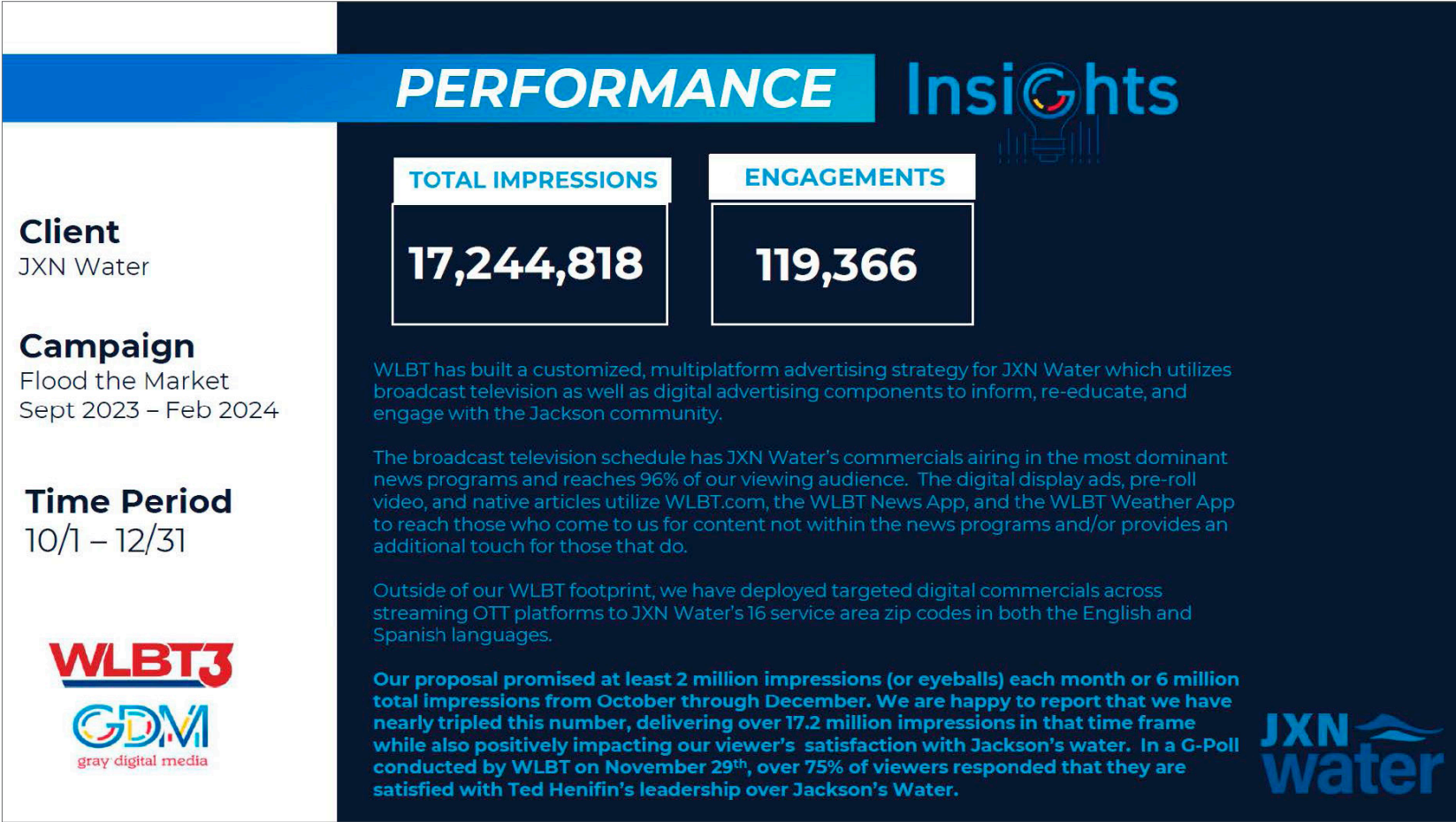


FIGURE 19 WLBT PAID MEDIA RESULTS – BROADCAST TELEVISION



FIGURE 20 WLBT PAID MEDIA RESULTS – PREMION



FIGURE 21 WLBT PAID MEDIA RESULTS – PREMION (PAGE 2)

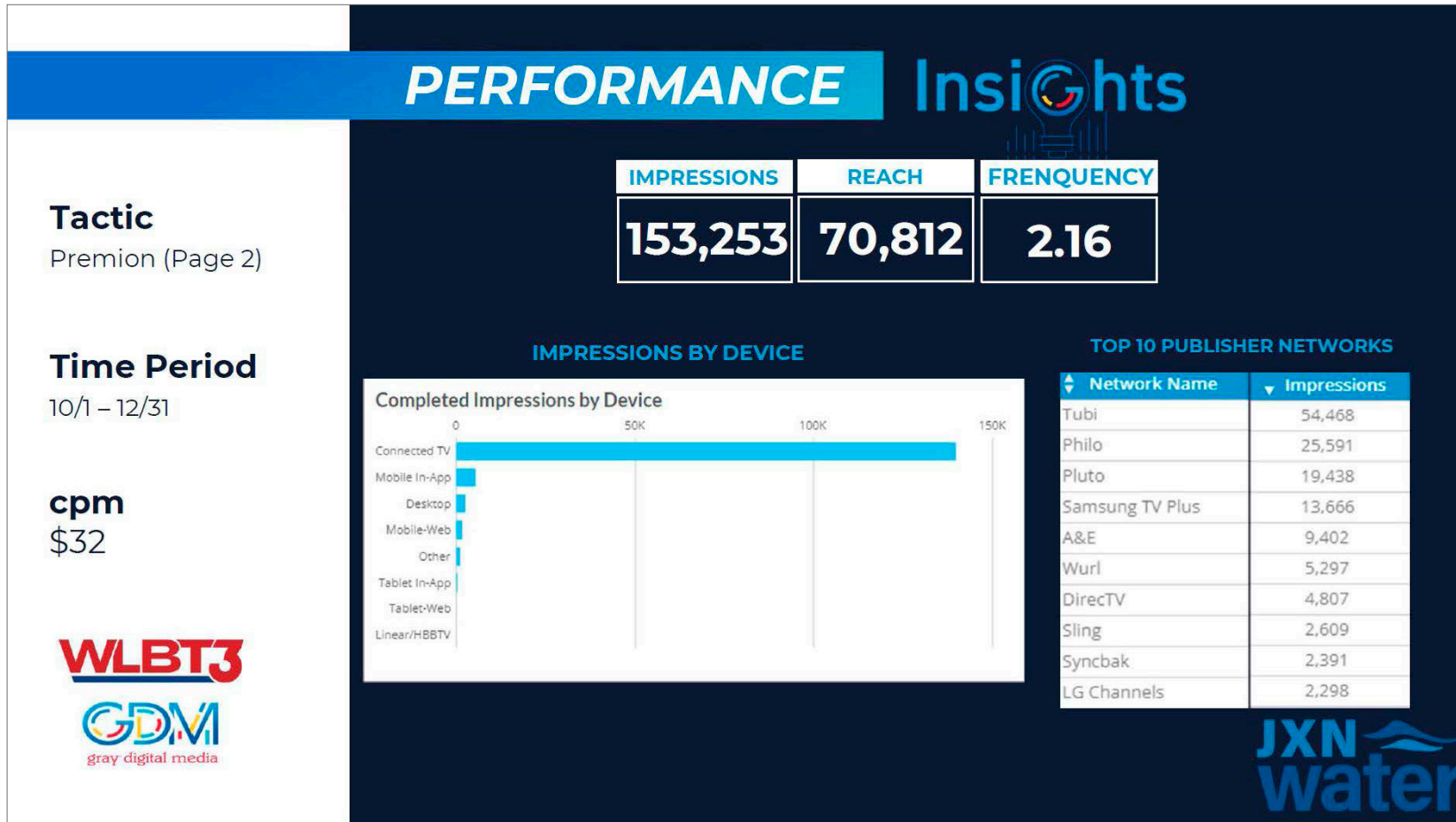


FIGURE 22 WLBT PAID MEDIA RESULTS – DISPLAY ADS



FIGURE 23 WLBT PAID MEDIA RESULTS – PRE-ROLL VIDEO

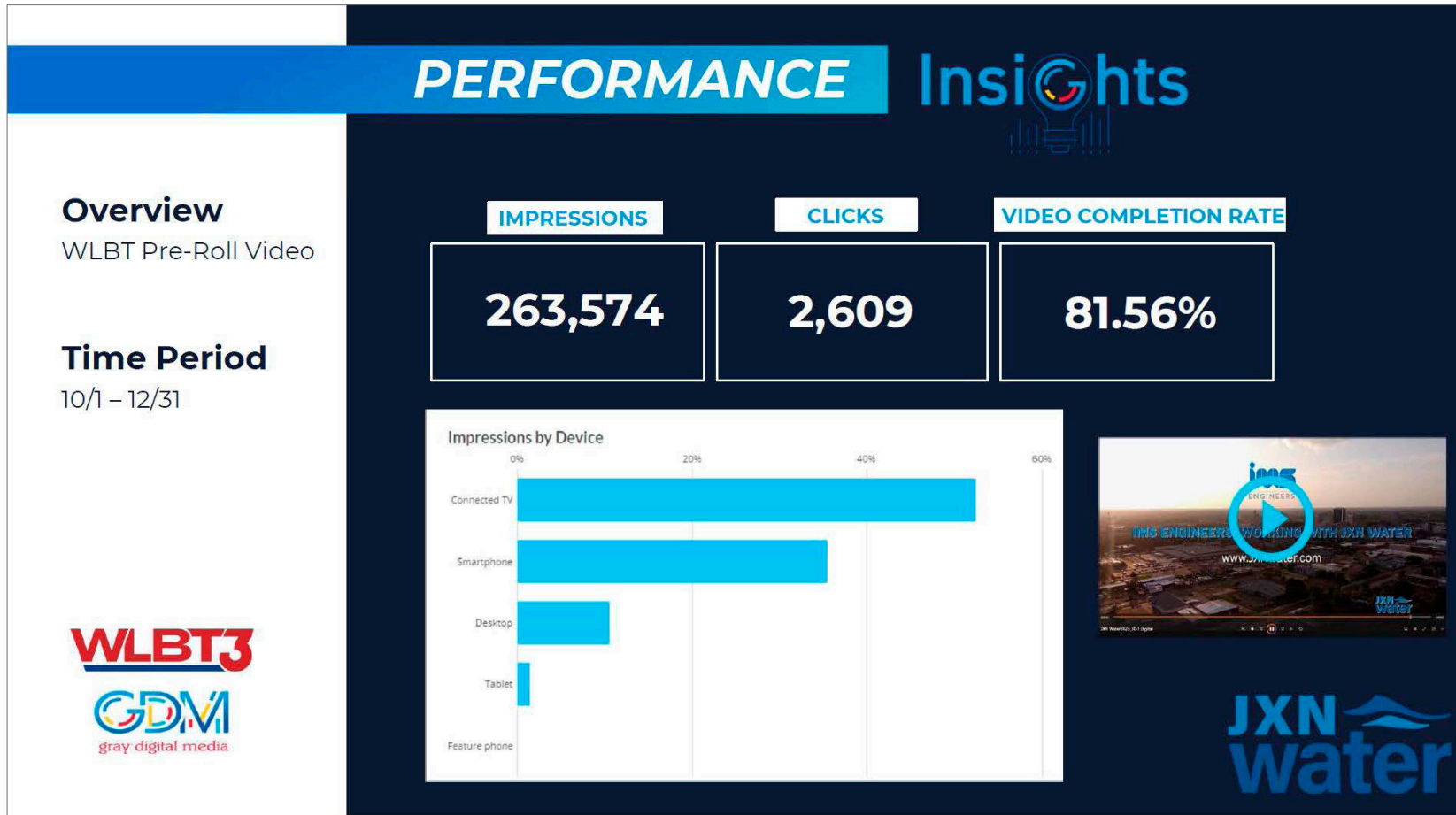


FIGURE 24 WLBT PAID MEDIA RESULTS – LIVESTREAM OTT VIDEO

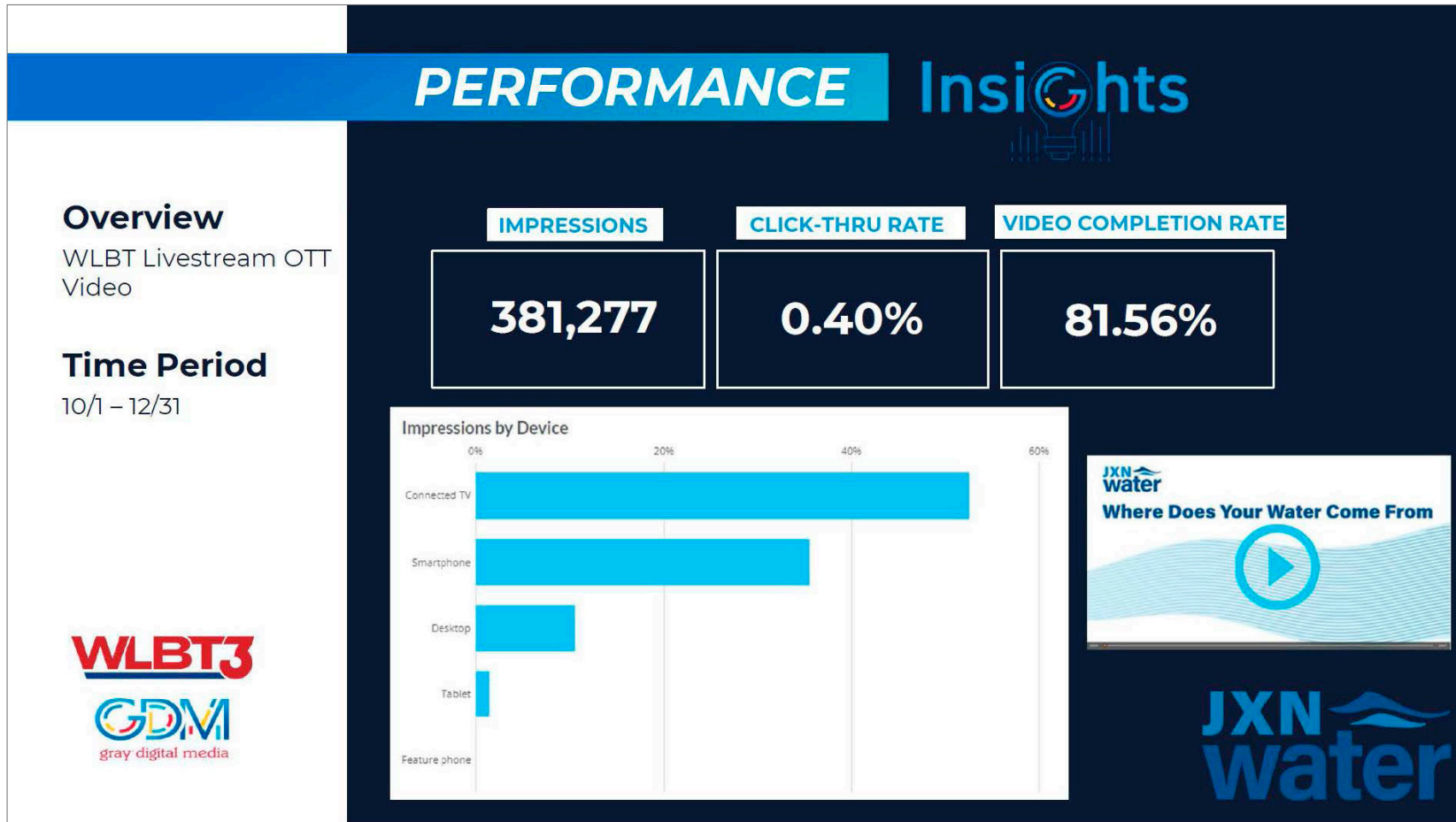


FIGURE 25 WLBT PAID MEDIA RESULTS – NATIVE ARTICLES

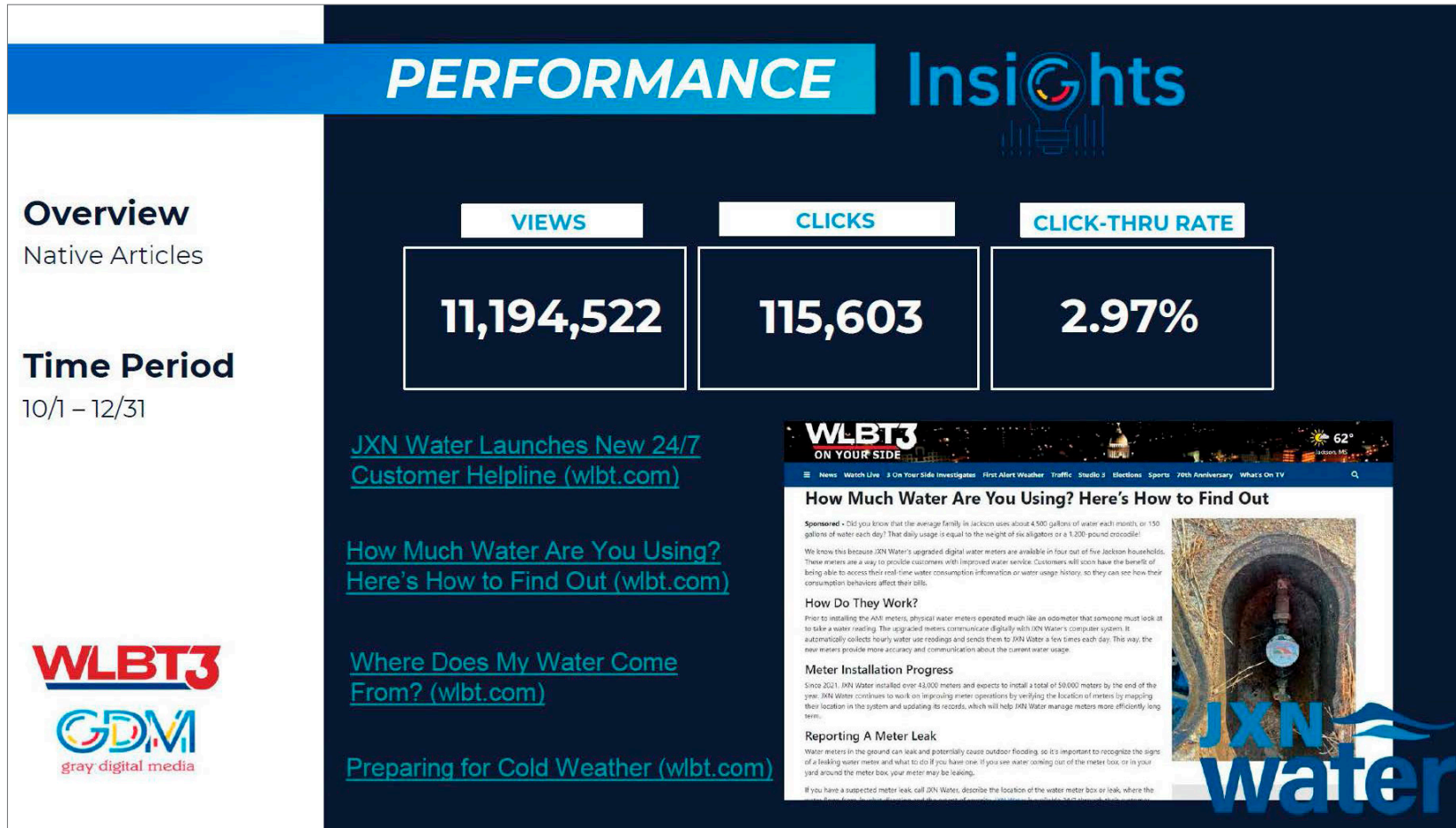


FIGURE 26 WLBT PAID MEDIA RESULTS – HOMEPAGE TAKEOVERS

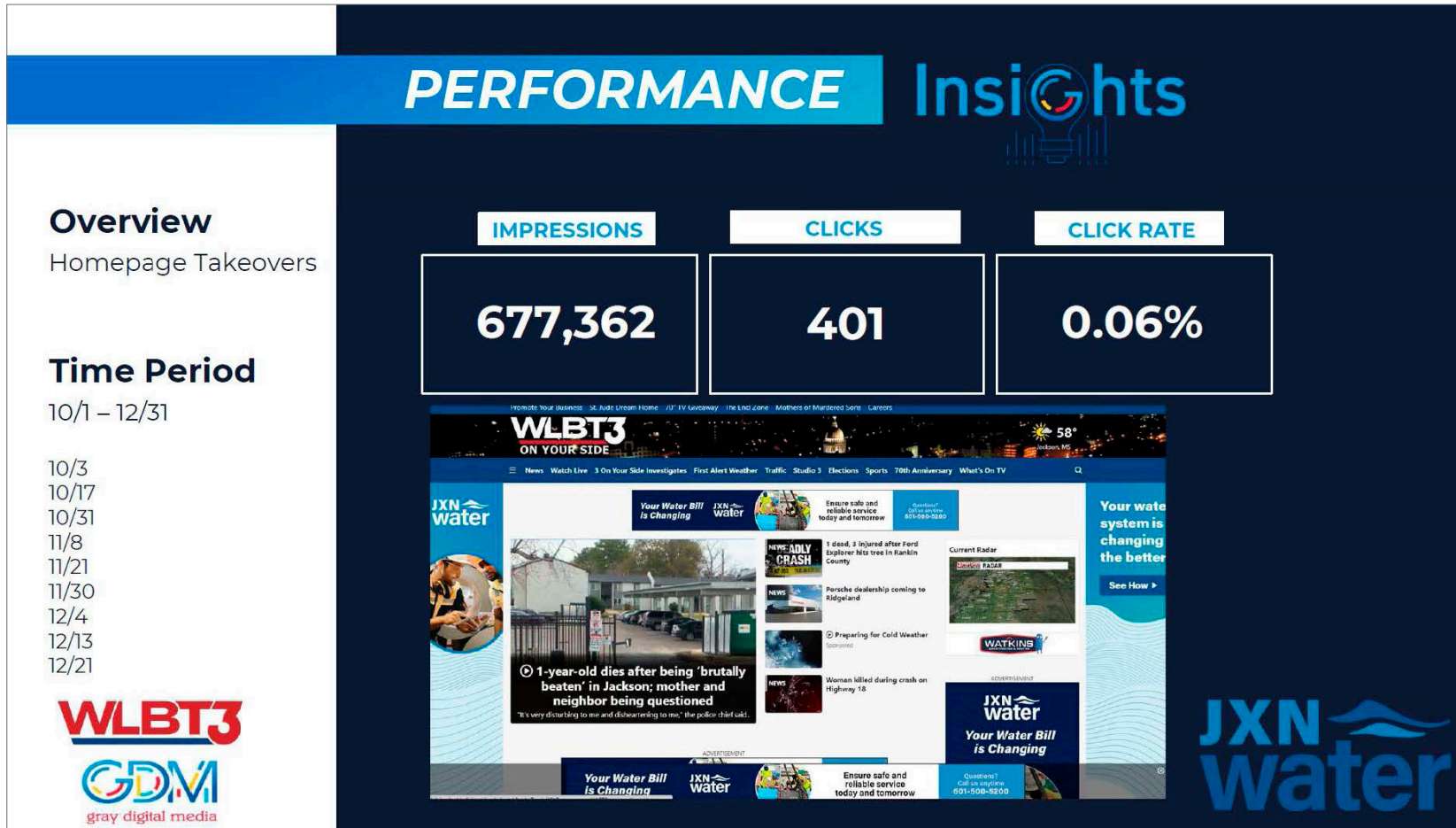
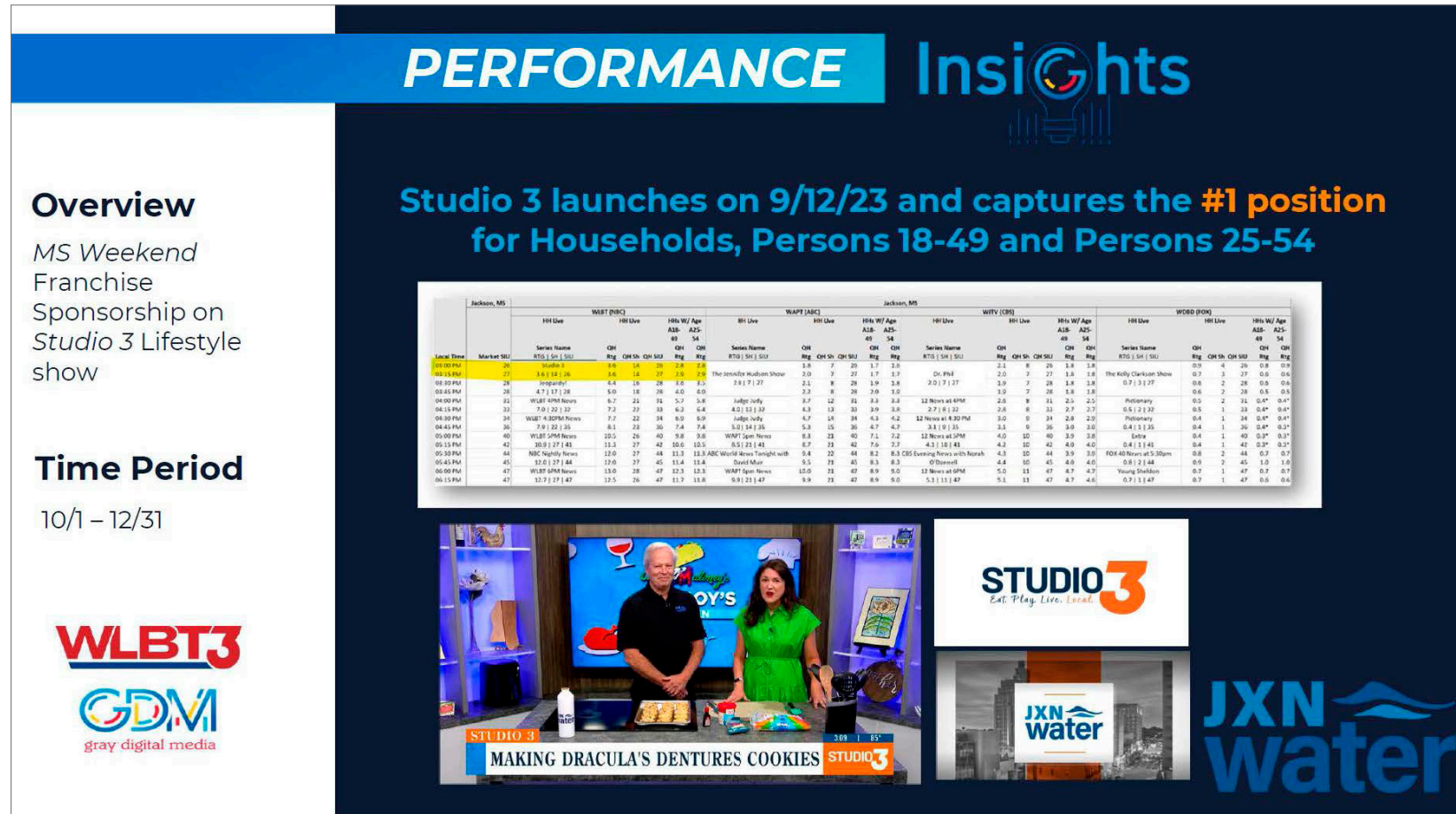


FIGURE 27 WLBT PAID MEDIA RESULTS – STUDIO 3 SPONSORSHIP



D. Precautionary Boil Water Notices

There have been no city-wide precautionary boil-water notices since December 2022. The continued accelerated efforts to find and fix leaks in the system along with regular pipe breaks continues to require issuing many precautionary BWN each month. There were 81 issued during the quarter with an average of 44 connections impacted for 5 days each. With the significant on-going effort to address leaks and breaks, the number of BWNs issued is expected and a clear indication of the progress being made. A listing of the BWNs issued during the reporting period are in the table below.

FIGURE 28 PRECAUTIONARY BOIL WATER NOTICES

Boil Water Notice Date	Boil Water Notice Lift Date	Duration (Days)	Surface	Well	Area Impacted	Connections
10/1/2023	10/6/2023	5		X	[105-150] Hollow Pine	32
10/2/2023	10/6/2023	4	X		[1500-1589] St. Ann Street [1600-1630] St. Ann Street [1700-1740] St. Ann Street [1800-1850] St. Ann Street	50
10/5/2023	10/11/2023	6	X		[2900-2960] Shelia Drive	17
10/12/2023	10/17/2023	5	X		[4000-4045] Old Canton Lane [3900-3950] Old Canton Lane	17
10/15/2023	10/18/2023	3	X		[107-157] Dexter Dr [4710-4759] Delisle Dr [4711-4761] Dubarry Ln [4711-4760] Darius Dr [504-577] Dryden Ave [504-563] Dartmount Dr [125-970] Dixon Rd [4753-4830] South Dr	115
10/19/2023	10/23/202	4	X		[124-134] Brenda Dr [1402-1509] Sleepy Hollow Dr [1413-1476] Gloucester Dr	57

Boil Water Notice Date	Boil Water Notice Lift Date	Duration (Days)	Surface	Well	Area Impacted	Connections
10/25/2023	10/30/2023	5	X		[1400-1509] Sleepy Hollow [124-134] Brenda Drive	34
10/31/2023	11/3/2023	3	X		[3700-3777] Kings Hwy	17
11/1/2023	11/6/2023	5	X		2507 Prosperity St [171-308] John St	20
11/2/2023	11/7/2023	5	X		[801-1035] Riverview Dr [804-834] Madison St 1016 Harding St	15
11/2/2023	11/7/2023	5	X		[2384-2538] Gunda St (Entire Street)	20
11/6/2023	11/9/2023	3	X		Gunda St from Dorgan St to Combs St [2343-2447] Belvedere Dr [718-845] Combs St [715-827] Dorgan St	57
11/8/2023	11/14/2023	6	X		[4805-4882] Maplewood Dr	25
11/9/2023	11/15/2023	6	X		[116-355] Livingston St [1610-1710] N. Mill St 1505 N. West St [1609-1700] Blair St [123-191] Mctyre Ave [1702-1708] Wilson St 1701 Wightman St [2003-2011] N. Lamar St	50
11/11/2023	11/15/2023	4	X		[715-1207] Mississippi Street [200 Block] Jefferson Street [326-502] North Street	5
11/11/2023	11/15/2023	4	X		[400-425] Barksdale Street [400-530] George Street [700-790] Northwest Street [700-799] North Congress Street	40
11/12/2023	11/15/2023	3	X		[100 Block] Bradley Street	15
11/13/2023	11/16/2023	3	X		[5129-5361] Watkins Dr	15
11/13/2023	11/17/2023	4	X		[901-966] Branch Street [3210-3242] Santee Street [916-952] West Way Street	30

Boil Water Notice Date	Boil Water Notice Lift Date	Duration (Days)	Surface	Well	Area Impacted	Connections
11/13/2023	11/17/2023	4	X		[4215-4277] Athens Dr [4230-4293] Berlin Dr [2006-2024] London Ave	15
11/14/2023	11/21/2023	7	X		[1595-1639] W. Capitol Street	11
11/15/2023	11/21/2023	6	X		[100-150] North Cliff Drive [010-025] Highland Meadows Drive	26
11/15/2023	11/21/2023	6	X		[653-654] Ferncliff Drive [5600-5760] Gladewood Drive [5600-5760] Warwick Drive [5630-5730] Ridgewood Road	45
11/15/2023	11/21/2023	6	X		[104-302] Calhoun St [107-342] Longino St [1450-1636] W. Capitol St [1595-1639] W. Capitol Street	41
11/17/2023	11/27/2023	10	X		[809-999] N. State Street [793-939] N. President Street [784-946] N. Congress Street [790-1012] N. West Street [414-615] Barksdale Street [427-609] E. Fortification Street	75
11/19/2023	11/27/2023	8	X		[130-248] Beverly Circle (entire street)	21
11/21/2023	11/30/2023	9	X		[1101-1280] Greenbriar Street	70
11/22/2023	11/30/2023	8	X		[637-720] W. Woodrow Wilson Road [2400-2800] Meadows Street (545, 701, 704) Spring Ave [602-623] Page Street	40
11/27/2023	11/30/2023	3	X		[3900-3960] Eastline Drive	10
11/27/2023	11/30/2023	3	X		[2210-2665] Prosperity Street 187 Perry Street [175-188] James Street [172-188] Denson Street [175-188] Luke Street [171-320] John Street [171-191] Moon Street [192-406] Easy Street	120

Boil Water Notice Date	Boil Water Notice Lift Date	Duration (Days)	Surface	Well	Area Impacted	Connections
11/27/2023	11/30/2023	3	X		Shaw Road 5610 Park Springs Apartments 5620 Jackson Run Apartments [6002-6029] Kennedy Road (Shaw Estates) [200-207] Paco Way [6003-6030] Samantha Drive	57
11/27/2023	11/30/2023	3	X		[700-782] W. Silas Brown Street	24
11/28/2023	11/30/2023	2	X		[5240-5280] Greenway Drive Exd	18
11/28/2023	12/1/2023	3	X		[4800-4880] Windermere Terrace [102-325] Cedarhurst Road [4800-5094] Woodmont Drive [4800-4880] North State Street [4800-4885] Maplewood Drive [4803-4893] Sheridan Drive (4815,4893) Churchill Drive [200-661] Lawrence Road [405-677] Bennings Road [213-391] Sheppard Road	269
11/29/2023	12/5/2023	6	X		[701-792] Cedarhurst Drive [720-878] Lawrence Road [4906-4913] Eden Lane	50
11/29/2023	12/11/2023	12	X		[1000-1200] Glen Erin Street [2704-2880] Carlton Street [1200-2933] Tara Road [2800-2950] Glen Derry Street [2600-2930] Revere Street [1108-1119] Donnybrooke Street	106
11/29/2023	12/5/2023	6	X		[114-160] Shadowlawn Drive [2208-2341] Sweet Brier Street [2306-2339] Sagecrest Ave [2306-2354] Terry Road	42
11/29/2023	12/5/2023	6	X		365 Shop Street [3880-3918] Bullard Street [160-320] Industrial Drive	10
11/30/2023	12/7/2023	7	X		[115-157] Sunny Ln Dr	10

Boil Water Notice Date	Boil Water Notice Lift Date	Duration (Days)	Surface	Well	Area Impacted	Connections
11/30/2023	12/5/2023	5	X		[4300-4350] Beacon Place [2520-2555] Queen Road	20
12/1/2023	12/6/2023	5	X		[2600-2900] Kings Road Ave [4300-4418] O'Bannon Drive	42
12/1/2023	12/6/2023	5	X		[700-860] Winn Street	32
12/2/2023	12/6/2023	4	X		[1150-1198] Lakeland Drive	14
12/4/2023	12/7/2023	3		X	[102-152] Yorkshire Dr [102-223] Carriage Hills Dr [105-106] Farmington St [111-115] Riverwood Dr	50
12/4/2023	12/7/2023	3	X		[6201-6269] Mossline Dr	35
12/6/2023	12/11/2023	5	X		1328 Belvoir Circle [1205-1363] Belvoir Place	15
12/6/2023	12/11/2023	5	X		[1504-1844] Devine St 2025 Riverside Dr	45
12/7/2023	12/14/2023	7	X		[606-740] Meadowbrook Rd	12
12/7/2023	12/14/2023	7	X		[508-4315] Oak Hill Drive	60
12/8/2023	12/14/2023	6	X		[1102-1836] Lyncrest Ave	60
12/10/2023	12/14/2023	4	X		[3619-3750] Kings Hwy [500-740] Seneca Ave	50
12/11/2023	12/14/2023	3	X		[2006-2076] London Ave [4214-4277] Athens Dr	25
12/12/2023	12/15/2023	3	X		[803-859] Fairview St	17
12/12/2023	12/15/2023	3	X		[2900-4600] Larchmont Street	47
12/12/2023	12/15/2023	3	X		[225-325] Essex Avenue [4105-4574] Hanging Moss Road [208-449] Pine Ridge Road [4101-4310] Oaklawn Drive	106

Boil Water Notice Date	Boil Water Notice Lift Date	Duration (Days)	Surface	Well	Area Impacted	Connections
12/13/2023	12/29/2023	16	X		[900-1021] Bailey Ave (320,509) W. Cohea Street 508 Todd Street [222-1003] W. Fortification Street [900-913] Wood Street [929-961] Palmyra Street [605-925] Martin Luther King 517 Carnes Street	42
12/13/2023	12/18/2023	5	X		[916-2120] Central Street (Entire Street)	75
12/13/2023	12/18/2023	5	X		[445-758] Nakoma Drive	37
12/14/2023	12/19/2023	5	X		250 Outer Circle [190-325] Gymnasium Drive [3770-3880] Bullard Street	10
12/15/2023	12/20/2023	5	X		[800-1070] Briarfield Road	48
12/15/2023	12/20/2023	5	X		[1400-1550] Kristen Drive [1500-6230] Northlake Circle [1500-1532] Sherman Ave [1400-1580] Northlake Drive [6114-6123] Lyn Lane [6115-6122] Wendy Place	108
12/16/2023	12/20/2023	4	X		[3911-4043] Old Canton Lane	20
12/18/2023	12/21/2023	3		X	[5381-5394] Brookhollow Drive [100-196] Thousand Oaks Circle [2118-2165] Thousand Oaks Drive [1107-1148] Oak Glen Place	107
12/18/2023	12/21/2023	3	X		[1400-2074] Brecon Drive [1428-1444] Canton Oak Circle [4740-4811] Shadow Wood Drive [4645-4710] Northampton Drive [4651-4715] Calnita Place	77
12/18/2023	12/21/2023	3		X	[206-214] Glen Court (210, 222) Brookridge Drive	9
12/18/2023	12/21/2023	3	X		[725-869] Monterey Street [2212-2300] Belvedere Drive [826-850] Valencia Street	43

Boil Water Notice Date	Boil Water Notice Lift Date	Duration (Days)	Surface	Well	Area Impacted	Connections
12/18/2023	12/21/2023	3		X	[5381-5394] Brookhollow Drive [100-196] Thousand Oaks Circle [2118-2165] Thousand Oaks Drive [1107-1148] Oak Glen Place	107
12/19/2023	12/22/2023	3	X		[306-3430] N. Southland Dr [314-344] Daniel Lake Blvd	20
12/19/2023	12/22/2023	3	X		[2406-2477] E. Northside Dr [2403-2465] Wild Valley Dr [4504-4616] E. Cheryl Dr [4501-4614] Katherine Blvd	40
12/19/2023	12/22/2023	3		X	[2102-3030] Meagan Dr [1802-1947] Christine Dr [41-83] Tyler Cv [2-38] Stacy Cv [8-24] Chris Cv [15-27] Robby Cv [5-6] Laurie Cv [6-21] Edna Cv [3-11] Hunter Cv [31-75] Anna Cv [79-99] Blake Cv [15-27] Robby Cv	136
12/19/2023	12/22/2023	3	X		[1-10] Crestview Cv [1-11] Cypress Ln [2-10] Pecan Hollow Dr	18
12/20/2023	12/29/2023	9		X	[801-1205] Eagles Nest Dr [755-798] Highpoint Dr [500-531] Golden Eagle Dr [904-942] Mountain Crest Dr	137
12/20/2023	12/29/2023	9		X	3147 Springridge Rd	1
12/21/2023	12/29/2023	8		X	[4212-4251] Gunar Dr [4400-4430] Blake Cir	42
12/21/2023	12/29/2023	8	X		[5903-5971] Westmore Drive [709-869] Woodlake Drive	45

Boil Water Notice Date	Boil Water Notice Lift Date	Duration (Days)	Surface	Well	Area Impacted	Connections
12/22/2023	12/29/2023	7	X		[1817-2180] Terry Rd [130-170] Angle Dr [115-719] Wilmington St	20
12/23/2023	12/29/2023	6	X		[1500-1545] Cedar Pine Drive [5440-5449] Brookhollow Drive	25
12/26/2023	12/29/2023	3	X		[571-723] Reddoch Dr [5221-5273] Wayneland Dr	45
12/26/2023	12/29/2023	3	X		[6535-6597] Franklin Delano Roosevelt Dr 201 Zachary Taylor Cir [407-408] John Tyler Pl [408-409] Harrison Pl	53
12/26/2023	12/29/2023	3	X		[1702-1846] St Mary Street [1743-1808] Belmont St	26
12/28/2023	1/4/2024	7	X		[4520-4521] Hillside Dr [507-607] Forest Ave [506-604] Kirkley Dr	12

E. Summary of Delays Encountered or Anticipated

No delays that should impact the achievement of the objectives of the ISO were encountered during the reporting period.



F. Accounting of Grant 84054501-0 ITPM Professional Budget

The summary financial report through the end of the fourth quarter is shown on the next page. The first-year budget spanned 13 months, thus, the ITPM compensation shows 108% of the one-year budget

Details of the ITPM Professional Budget spending can be found on the following pages.



FIGURE 29 GRANT 84054501-01 FINANCIAL REPORT FROM 12/01/22 THROUGH 12/31/23 (108% OF BUDGET YEAR)

	BUDGET	EXPENSE THRU 12/31/23	BALANCE	PERCENT OF BUDGET	EXPENSE THRU 4/30/24 (ANTICIPATED)
ITPM Compensation - \$33,333.33/month					
<ul style="list-style-type: none"> ◆ Salary ◆ Living expenses ◆ Travel expenses 	\$ 400,000				
ITPM Compensation Sub-total	\$ 400,000	\$ 433,333.29	(\$ 33,333.29)	108.33%	\$ 133,332.00
ITPM Staff Compensation and Expenses					
<ul style="list-style-type: none"> ◆ Local deputy administrator/senior project manager ◆ Project managers/contract inspectors ◆ Contract administrator/invoice processor ◆ Environmental compliance manager ◆ Other staff as needed 	\$ 725,000	\$ 551,799.39			
<ul style="list-style-type: none"> ◆ Payroll taxes, fringe benefits, and human resources administration 	\$ 385,500	\$ 60,141.66			
ITPM Staff Compensation and Expenses Sub-total	\$ 1,110,500	\$ 611,941.05	\$ 498,558.95	55.11%	\$ 205,000.00
ITPM Contractor and Consultant Support and Services					
<ul style="list-style-type: none"> ◆ General and regulatory legal support 	\$ 200,000	\$ 319,797.09			
<ul style="list-style-type: none"> ◆ Accounting ◆ Financial advisor 	\$ 300,000	\$ 318,759.71			
<ul style="list-style-type: none"> ◆ Engineering ◆ Information technology and website 	\$ 450,000				
<ul style="list-style-type: none"> ◆ Community engagement ◆ Communications ◆ Pricing/rates ◆ Other contractors and consultants as needed 	\$ 450,000	\$ 577,648.72			
ITPM Contractor and Consultant Support and Services Sub-total	\$ 1,400,000	\$ 1,216,205.52	\$ 183,794.48	86.87%	\$ 400,000.00
Other Direct Expenses					
<ul style="list-style-type: none"> ◆ Phones and computers for ITPM and staff ◆ Professional liability insurance ◆ Office supplies/miscellaneous consumables ◆ Other direct expenses as needed 					
Other Direct Expenses Sub-total	\$ 66,000	\$ 0	\$ 66,000	0%	0
OVERALL ITPM PROFESSIONAL BUDGET TOTAL (APPENDIX A OF ISO)	\$ 2,976,500	\$ 2,261,479.86	\$ 715,020.14	75.98%	\$ 738,332.00
ACTUAL GRANT AUTHORIZATION	\$ 2,670,000	\$ 2,261,479.86	\$ 408,520.14	84.70%	\$ 738,332.00

Notes to Grant 84054501-01 Financial Report

1. Funds received in January 2023 to include expenses incurred in December 2022 (13 months).

2. Original budget included in interim Stipulated Order totaled \$2,976,000. Grant 84054501-01 was approved at \$2,670,000 with balance to come from Grant 84060101-01.

FIGURE 30 GRANT 84054501-0 — ITPM PROFESSIONAL BUDGET SUMMARY — DEC 2022 THROUGH DEC 2023

	ITPM 2979	ITPM Professional (EPA)	Total ITPM 2979	TOTAL
Income				
Grants		\$ 2,255,743.49	\$ 2,255,743.49	\$ 2,255,743.49
Total Income	\$ 0.00	\$ 2,255,743.49	\$ 2,255,743.49	\$ 2,255,743.49
GROSS PROFIT	\$ 0.00	\$ 2,255,743.49	\$ 2,255,743.49	\$ 2,255,743.49
Expenses				
Contractual				\$ 0.00
Accounting		\$ 82,084.71	\$ 82,084.71	\$ 82,084.71
Billing		\$ 89,850.75	\$ 89,850.75	\$ 89,850.75
Communications/PR		\$ 487,797.97	\$ 487,797.97	\$ 487,797.97
Compliance		\$ 21,675.00	\$ 21,675.00	\$ 21,675.00
Financial Management		\$ 215,000.00	\$ 215,000.00	\$ 215,000.00
Legal		\$ 319,797.09	\$ 319,797.09	\$ 319,797.09
Total Contractual		\$ 1,216,205.52	\$ 1,216,205.52	\$ 1,216,205.52
Payroll Expenses				\$ 0.00
ITPM Compensation		\$ 433,333.29	\$ 433,333.29	\$ 433,333.29
ITPM Employee Wages		\$ 551,799.39	\$ 551,799.39	\$ 551,799.39
Taxes		\$ 60,141.66	\$ 60,141.66	\$ 60,141.66
Total Payroll Expenses		\$ 1,045,274.34	\$ 1,045,274.34	\$ 1,045,274.34
Total Expenses	\$ 0.00	\$ 2,261,479.86	\$ 2,261,479.86	\$ 2,261,479.86
NET OPERATING INCOME	\$ 0.00	\$ -5,736.37	\$ -5,736.37	\$ -5,736.37
NET INCOME	\$ 0.00	\$ -5,736.37	\$ -5,736.37	\$ -5,736.37

FIGURE 31 GRANT 84054501-0 — ITPM PROFESSIONAL BUDGET DETAILS — DEC 2022 THROUGH DEC 2023

Date	Name	Account	Amount	Balance
Contractual				
Accounting				
ITPM 2979				
ITPM Professional (EPA)				
02/14/2023	Bill.Com	Contractual: Accounting	80.13	80.13
03/14/2023	Bill.Com	Contractual: Accounting	143.04	223.17
03/31/2023	Matthews Cutrer & Lindsay, PA	Contractual: Accounting	10,970.94	11,194.11
05/16/2023	Matthews Cutrer & Lindsay, PA	Contractual: Accounting	8,149.30	19,343.41
07/03/2023	Matthews Cutrer & Lindsay, PA	Contractual: Accounting	3,785.55	23,128.96
07/10/2023	Home	Contractual: Accounting	9,987.30	33,116.26
09/06/2023	Home	Contractual: Accounting	12,225.00	45,341.26
09/13/2023	Matthews Cutrer & Lindsay, PA	Contractual: Accounting	11,565.95	56,907.21
10/11/2023	Matthews Cutrer & Lindsay, PA	Contractual: Accounting	13,280.70	70,187.91
12/26/2023	Matthews Cutrer & Lindsay, PA	Contractual: Accounting	11,896.80	82,084.71
Total for ITPM Professional (EPA)			\$82,084.71	
Total for ITPM 2979			\$82,084.71	
Total for Accounting			\$82,084.71	
Billing				
ITPM 2979				
ITPM Professional (EPA)				
06/15/2023	Home	Contractual: Billing	5,724.50	5,724.50
07/25/2023	Home	Contactual: Billing	84,126.25	89,850.75
Total for ITPM Professional (EPA)			\$89,850.75	
Total for ITPM 2979			\$89,850.75	
Total for Billing			\$89,850.75	

Date	Name	Account	Amount	Balance
Communications/PR				
ITPM 2979				
ITPM Professional (EPA)				
02/10/2023	Fahrenheit Creative Group LLC	Contractual: Communications/PR	23,119.25	23,119.25
02/22/2023	kso Design	Contractual: Communications/PR	1,375.00	24,494.25
03/08/2023	Fahrenheit Creative Group LLC	Contractual: Communications/PR	24,926.25	49,420.50
04/06/2023	Fahrenheit Creative Group LLC	Contractual: Communications/PR	37,502.65	86,923.15
05/24/2023	Fahrenheit Creative Group LLC	Contractual: Communications/PR	30,182.94	117,106.09
06/26/2023	Fahrenheit Creative Group LLC	Contractual: Communications/PR	25,180.70	142,286.79
07/10/2023	Fahrenheit Creative Group LLC	Contractual: Communications/PR	79,301.25	221,588.04
07/25/2023	HDR Engineering	Contractual: Communications/PR	19,906.54	241,494.58
08/15/2023	Fahrenheit Creative Group LLC	Contractual: Communications/PR	44,068.62	285,562.20
08/29/2023	ASAP Printing	Contractual: Communications/PR	4,932.82	290,496.02
08/30/2023	Studio54Multimedia	Contractual: Communications/PR	750.00	291,246.02
09/12/2023	Falcon Consulting and Management	Contractual: Communications/PR	12,400.00	303,646.02
09/13/2023	Falcon Consulting and Management	Contractual: Communications/PR	12,400.00	316,046.02
09/21/2023	Fahrenheit Creative Group LLC	Contractual: Communications/PR	7,325.90	323,371.92
10/02/2023	1 Vision	Contractual: Communications/PR	21,224.05	344,595.97
10/12/2023	1 Vision	Contractual: Communications/PR	208.44	344,804.41
10/20/2023	1 Vision	Contractual: Communications/PR	270.81	345,075.22
10/20/2023	1 Vision	Contractual: Communications/PR	977.90	346,053.12
10/30/2023	1 Vision	Contractual: Communications/PR	540.34	346,592.46
11/02/2023	1 Vision	Contractual: Communications/PR	421.28	347,014.74
11/07/2023	1 Vision	Contractual: Communications/PR	23,420.87	370,435.61
11/09/2023	1 Vision	Contractual: Communications/PR	452.44	370,888.05
11/09/2023	1 Vision	Contractual: Communications/PR	245.60	371,133.65
11/17/2023	WLBT.com	Contractual: Communications/PR	10,875.00	382,008.65
11/17/2023	WLBT.com	Contractual: Communications/PR	11,450.20	393,458.85
11/17/2023	WLBT.com	Contractual: Communications/PR	11,500.00	404,283.85
11/21/2023	WLBT.com	Contractual: Communications/PR	7,325.00	412,283.85
11/21/2023	1 Vision	Contractual: Communications/PR	936.12	413,219.97

Date	Name	Account	Amount	Balance
12/07/2023	WLBT.com	Contractual: Communications/PR	11,500.00	424,719.97
12/07/2023	WLBT.com	Contractual: Communications/PR	8,825.00	433,544.97
12/18/2023	1 Vision	Contractual: Communications/PR	54,253.00	487,797.97
Total for ITPM Professional (EPA)			\$487,797.97	
Total for ITPM 2979			\$487,797.97	
Total for Communications/PR			\$487,797.97	
Compliance				
ITPM 2979				
ITPM Professional (EPA)				
11/03/2023	Home	Contractual: Compliance	15,705.00	15,705.00
12/07/2023	Home	Contractual: Compliance	5,970.00	21,675.00
Total for ITPM Professional (EPA)			\$21,675.00	
Total for ITPM 2979			\$21,675.00	
Total for Compliance			\$21,675.00	
Financial Management				
ITPM 2979				
ITPM Professional (EPA)				
02/01/2023	PFM Financial Advisors, LLC	Contractual: Financial Management	35,000.00	35,000.00
03/28/2023	PFM Financial Advisors, LLC	Contractual: Financial Management	20,000.00	55,000.00
06/14/2023	PFM Financial Advisors, LLC	Contractual: Financial Management	20,000.00	75,000.00
08/08/2023	PFM Financial Advisors, LLC	Contractual: Financial Management	20,000.00	95,000.00
08/09/2023	PFM Financial Advisors, LLC	Contractual: Financial Management	20,000.00	115,000.00
09/05/2023	PFM Financial Advisors, LLC	Contractual: Financial Management	20,000.00	135,000.00
11/24/2023	PFM Financial Advisors, LLC	Contractual: Financial Management	20,000.00	155,000.00
11/24/2023	PFM Financial Advisors, LLC	Contractual: Financial Management	20,000.00	175,000.00
11/24/2023	PFM Financial Advisors, LLC	Contractual: Financial Management	20,000.00	195,000.00
12/22/2023	PFM Financial Advisors, LLC	Contractual: Financial Management	20,000.00	215,000.00
Total for ITPM Professional (EPA)			\$215,000.00	
Total for ITPM 2979			\$215,000.00	
Total for Financial Management			\$215,000.00	

Date	Name	Account	Amount	Balance
Legal				
ITPM 2979				
ITPM Professional (EPA)				
01/31/2023	FORMAN WATKINS & KRUTZ, LLP	Contractual: Legal	1,332.50	1,332.50
01/31/2023	AQUALAW PLC	Contractual: Legal	11,990.00	13,322.50
02/17/2023	AQUALAW PLC	Contractual: Legal	8,508.00	21,830.50
03/02/2023	FORMAN WATKINS & KRUTZ, LLP	Contractual: Legal	34,863.50	56,694.00
04/04/2023	FORMAN WATKINS & KRUTZ, LLP	Contractual: Legal	12,519.50	69,213.50
04/21/2023	FORMAN WATKINS & KRUTZ, LLP	Contractual: Legal	13,340.00	82,553.50
04/26/2023	AQUALAW PLC	Contractual: Legal	5,569.50	88,123.00
04/26/2023	AQUALAW PLC	Contractual: Legal	17,937.38	106,060.38
04/27/2023	AQUALAW PLC	Contractual: Legal	17,937.38	123,997.76
05/31/2023	AQUALAW PLC	Contractual: Legal	1.00	123,998.76
06/16/2023	AQUALAW PLC	Contractual: Legal	1,972.79	125,971.55
07/18/2023	AQUALAW PLC	Contractual: Legal	11,407.50	137,379.05
08/07/2023	Chambers & Gaylor	Contractual: Legal	5,950.00	143,329.05
08/10/2023	FORMAN WATKINS & KRUTZ, LLP	Contractual: Legal	6,552.50	149,881.55
08/18/2023	AQUALAW PLC	Contractual: Legal	6,803.00	156,684.55
09/01/2023	FORMAN WATKINS & KRUTZ, LLP	Contractual: Legal	11,630.40	168,314.95
09/14/2023	FORMAN WATKINS & KRUTZ, LLP	Contractual: Legal	6,011.20	174,326.15
09/22/2023	AQUALAW PLC	Contractual: Legal	8,435.00	182,761.15
09/22/2023	Chambers & Gaylor	Contractual: Legal	6,440.00	189,201.15
10/05/2023	FORMAN WATKINS & KRUTZ, LLP	Contractual: Legal	22,354.50	211,555.65
10/06/2023	AQUALAW PLC	Contractual: Legal	9,333.50	220,889.15
10/16/2023	FORMAN WATKINS & KRUTZ, LLP	Contractual: Legal	10,354.60	231,243.75
10/16/2023	FORMAN WATKINS & KRUTZ, LLP	Contractual: Legal	24,749.30	255,993.05
11/03/2023	Chambers & Gaylor	Contractual: Legal	7,735.00	263,728.05
11/28/2023	FORMAN WATKINS & KRUTZ, LLP	Contractual: Legal	23,969.00	287,691.05
11/30/2023	AQUALAW PLC	Contractual: Legal	10,813.50	298,504.55
12/08/2023	Chambers & Gaylor	Contractual: Legal	7,525.00	306,029.55
12/22/2023	FORMAN WATKINS & KRUTZ, LLP	Contractual: Legal	3,411.04	309,440.59

Date	Name	Account	Amount	Balance
12/22/2023	AQUALAW PLC	Contractual: Legal	10,356.50	319,797.09
Total for ITPM Professional (EPA)			\$319,797.09	
Total for ITPM 2979			\$319,797.09	
Total for Legal			\$319,797.09	
Total for Contractual			\$1,216,205.52	
TOTAL			\$1,216,205.52	

A detail of payroll data is shown below. The spending shown for payroll does not include reimbursement to the City of Jackson for salaries and benefits for these employees. Employment of these key people is critical to the success of the ISO. As an interim order, pension and benefits are not practical to establish and asking people to give up those to join JXN Water would discourage many candidates. As a result, the ITPM negotiated an arrangement with the City of Jackson to allow these employees to continue to receive their City salaries and all benefits to be fully reimbursed by the ITPM. No reimbursement request (invoice) has been submitted to date.

FIGURE 32 GRANT 84054501-0 – ITPM PROFESSIONAL BUDGET EMPLOYEE WAGES DETAIL

Name	Salary	Bonus	Allowance	Other Earnings	Total
*Abdul-Tawwab, Tariq	\$ 46,153.86	\$ -	\$ 1,963.64	\$ 118,224.68	\$ 166,342.18
Byrd, Terence	\$ 96,153.75	\$ 600.00	\$ -	\$ -	\$ 96,753.75
Carson, Aisha S	\$ 46,153.80	\$ 600.00	\$ 4,615.40	\$ -	\$ 51,369.20
Hillman, Jordan	\$ 135,000.00	\$ 600.00	\$ 13,000.08	\$ -	\$ 148,600.08
Love, Marcus	\$ 18,751.76	\$ 609.82	\$ -	\$ -	\$ 19,361.58
Whitsett, Tiana	\$ 54,508.94	\$ 600.00	\$ 10,153.88	\$ -	\$ 65,262.82
Total	\$ 396,722.11	\$ 3,009.82	\$ 29,733.00	\$ 118,224.68	\$ 547,689.61

G. Federal Grant 84054501-01 — Accomplishments in Relation to Required Outputs and Outcomes

Goal 1 - Establish the Interim Third-Party Manager (ITPM) to operate, maintain, manage, and control the System in compliance with the SDWA. Comply with all requirements of the Order.

Goal 1 was achieved during the quarter ended March 31, 2023. The ITPM established JXN Water, Inc., as the business entity required to achieve the goals and objectives of the Interim Stipulated Order and this grant.

The approved grant workplan included five tasks under Goal 1 for the Interim Third-Party Manager. While the stated goal was accomplished with establishment of the ITPM, these five tasks will continue throughout the term of the grant.

- ♦ **Implement the Project Priority List Implementation Schedule.**
The Priority Project schedule was developed and submitted. Progress on PPL projects is provided within this report. This work will continue throughout the grant period in accordance with the schedule.
- ♦ **Advise, consult, and collaborate with the Director of Public Works.**
Regular communications and meetings are held with the Director of Public Works and will continue throughout the grant term.
- ♦ **Perform reporting requirements; and respond to requests.**
All reporting requirements and requests during the quarter have been satisfied.
- ♦ **Hire, enter into contracts, alter existing contracts, seek out other funding sources, and make purchases for the benefit of the System.**
See details herein.
- ♦ **Develop and implement a Financial Management Plan for the System.**
The Financial Management Plan (FMP) was developed and submitted on January 29, 2024.

SUPPORT PERSONNEL:

The organizational chart for the ITPM and JXN Water is shown on the right. The two orange blocks represent contract employees performing staff functions. The Business Manager position is not grant funded. Funding for that position is from local revenues.

CONTRACTUAL SUPPORT FOR ITPM

With additional experience, the roles of various contractors have been evaluated and modified from the original grant workplan. At this time these are the contractors supporting the ITPM:

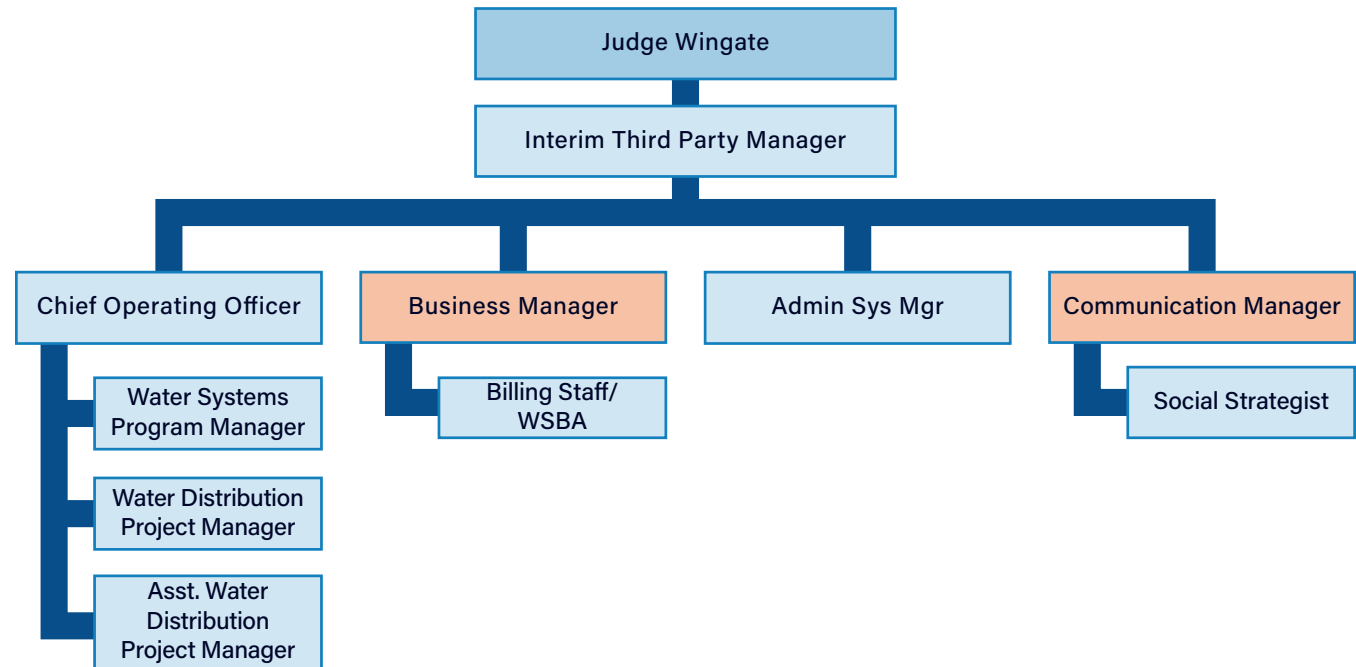
Legal Services - Regulatory and General Counsel

- **Regulatory and General Counsel** - AquaLaw (Paul Calamita) has been engaged with the local support of Forman Watkins (Malissa Wilson). Mr. Calamita has 30 years of experience representing public drinking water and sewer utilities nationwide. Ms. Wilson is a Partner at Forman Watkins, and her team is able to provide a wide range of necessary support with extensive experience with Mississippi clients.

Accounting - Kim Hardy, CPA with Matthews, Cutrer, and Lindsay has been retained. Horne has been retained to assist with compliance monitoring.

Financial Advisor - PFM (Ricardo Callender) has been retained to provide financial advisory services. There may be additional support necessary under this item related to the debt retirement.

FIGURE 33 ITPM AND JXN WATER ORGANIZATION CHART



Billing Support - Horne has been retained to assist with cleaning up the customer account data in addition to the compliance support they are providing.

Communications Support - HDR (Ameerah Palacios) has been retained to lead the JXN Water communications effort. This broad tasking includes, client consultation, project management, communications strategy, crisis communications, internal and external communications, copywriting, copy editing, graphic design, social media management, website design and development, and public relations services.

Goal 2 – Establish an Operations and Maintenance Contract for the City of Jackson Water System.

This goal was accomplished when Jacobs entered a contract with JXN Water for Operation and Maintenance of the two water treatment plants, the wells, and the storage tanks throughout the system on February 20, 2023. This contract is an open-book time and materials contract for a six-month term. During this term Jacobs will develop a better understanding of the cost to operate and maintain the plants and will use that data to inform their fixed-price bid on a ten-year contract. The contract term has been extended through June 30, 2024, as the parties continue to negotiate liability language important to Jacobs and other contractors working for the ITPM.

The contract requires Jacobs to meet all SDWA standards, MSDH regulations, and any other applicable laws, regulations, and standards. The plant outcomes for this quarter are shown below.

FIGURE 34 WATER PRODUCTION (INTO DISTRIBUTION SYSTEM) IN MILLION GALLONS PER DAY

Plant	Q4 Average	Q3 Average	Q2 Average	Q1 Average
OBC Conventional	17.6	16.1	13.3	15.1
OBC Membrane	19.1	21.7	22.4	21.8
J.H. Fewell	19.3	15.9	11.5	13.4
Total	55.9	53.7	47.2	50.2

FIGURE 35 POWER AND CHEMICAL COST FOR WATER TREATMENT

	October 2023	November 2023	December 2023	Q3 Average
Plant Flows MG (Monthly Average MG for All Plants)	1,773	1,677	1,584	1,678
Estimated Chemical and Power Cost Per MG	\$686	\$381	\$176	\$414.33/MG (\$0.31/CCF)

O&M CONTRACT STAFFING PLAN AND PROGRESS

Jacobs has continued to recruit to fill all positions in their staffing plan. The plan calls for a long-term total of approximately 54 people with a short-term requirement for an additional 12 maintenance people to expedite corrections and deficiencies related to deferred maintenance. Eighteen full-time and one part-time position have been filled with former City of Jackson employees. As of December 31, 2023, 42.5 positions of 67.5 are filled (63 percent).

FIGURE 36 JACOBS OPERATION AND MAINTENANCE CONTRACT STAFFING PLAN AND STATUS

Water Program Manager (OFFSITE)				
FILLED				
Water O&M Project Director		Asst Project Manager		
FILLED		FILLED		
Business Analyst	Communication Director	Executive Admin Assistant	Asset Manager	Health & Safety Manager
FILLED	VACANT	FILLED	VACANT	FILLED
		2* Admin Assistant	Planner/Scheduler	
		VACANT - ON HOLD	FILLED	
		FILLED		
Operations Manager			Maintenance Manager	
FILLED			FILLED	
OBC Operations Supervisor	JHF Operations Supervisor	Laboratory Supervisor	OBC Maintenance Supervisor	JHF Maintenance Supervisor
FILLED	FILLED	FILLED	FILLED	FILLED
4* Lead Operator	4* Lead Operator	Lab Tech II	2* Lead Mechanic	2* Lead Mechanic
FILLED	FILLED	FILLED	FILLED	VACANT
FILLED	FILLED	2* Lab Tech I	VACANT	VACANT
VACANT	VACANT	FILLED	2* Mechanic	2* Mechanic
VACANT	VACANT	FILLED	VACANT	FILLED
4* Operator II (A-licensed)	2.5* Operator II (A-licensed)		VACANT	VACANT
FILLED	FILLED - PART TIME		2* Mechanic-In-Training	2* Mechanic-In-Training
FILLED	FILLED	I&C Manager	FILLED	FILLED
FILLED	VACANT	VACANT	VACANT	VACANT
VACANT		3* I&C Technician	Electrician	Electrician
6* Operator I / OIT	6* Operator I / OIT	FILLED	FILLED	FILLED
FILLED	FILLED	VACANT	Utility Worker	Utility Worker
FILLED	FILLED	VACANT	VACANT	FILLED
FILLED	FILLED			
VACANT	FILLED			
VACANT	FILLED			
VACANT	FILLED			

H. Federal Grant 84060101-01 — Accomplishments in Relation to Required Outputs and Outcomes

Project Goals, Outputs, and Outcomes

The main goal of the project is to implement the necessary actions as defined in the Stipulated Order to restore reliable and safe drinking water to all customers of the Jackson Water System. The Consolidated Appropriations Act, 2023, included \$150 million in 1442(b) grant funding for the City of Jackson's water system. This grant application includes eligible pre-award costs beginning on February 1, 2023. Additionally, because these contracts are required to mitigate the existing emergency situation, noncompetitive procurement may be used based on 2 CFR 200.320(c)(3), the public exigency or emergency for the requirement will not permit a delay resulting from publicizing a competitive solicitation. Further, the Stipulated Order specifically exempts the Interim Third-Party Manager from compliance with Mississippi procurement laws and regulations.

Progress on specific projects funded by this grant are detailed herein. Financial reports follow:

I. Detailed Accounting of Grant 84060101-0 Funding

Eligible expenses for the projects approved in the first phase of the grant have been charged to the grant and the ITPM has drawn down Federal funding to pay these costs during the reporting period. Costs incurred after February 2, 2023, are eligible.

FIGURE 37 GRANT 84060101-0 FUNDED PROJECTS PROFIT AND LOSS

	ITPM 2979	1442B Projects	Total ITPM 2979	TOTAL
Income				
Grants		54,083,001.12	54,083,001.12	\$ 54,083,001.12
Total Income	0.00	\$ 54,083,001.12	\$ 54,083,001.12	\$ 54,083,001.12
GROSS PROFIT	0.00	\$ 54,083,001.12	\$ 54,083,001.12	\$ 54,083,001.12
Expenses				
Corrosion Control		331,147.95	331,147.95	\$ 331,147.95
Distribution Sys Analysis		2,859,307.92	2,859,307.92	\$ 2,859,307.92
Find and Fix		23,208,329.02	23,208,329.02	\$ 23,208,329.02
O&M 1442		26,622,738.49	26,622,738.49	\$ 26,622,738.49
Service Line Inventory		162,818.34	162,818.34	\$ 162,818.34
Valve Assessment		1,854,288.91	1,854,288.91	\$ 1,854,288.91
Winterization		233,099.16	233,099.16	\$ 233,099.16
Total Expenses	0.00	\$ 55,271,729.79	\$ 55,271,729.79	\$ 55,271,729.79
NET OPERATING INCOME	0.00	\$ -1,188,728.67	\$ -1,188,728.67	\$ -1,188,728.67
NET INCOME	0.00	\$ -1,188,728.67	\$ -1,188,728.67	\$ -1,188,728.67

FIGURE 38 GRANT 84060101-0 – BUDGET VERSUS ACTUAL

Priority Project No.	Description	Original Budget (M)	Spent to Date 12/31/23
5.a.ii	Valve and Hydrant Assessment	\$ 7.4	\$ 1,854,228.91
5.a.vii	Service Line Inventory	\$ 0.1	\$ 162,818.34
5.a.iv	Distribution System Leaks – Find and Fix	\$ 22.5	\$ 23,208,329.02
1	Phase 2 O&M Contract – Open Book Actual Cost	\$ 12.0	\$ 26,622,738.49
1	Phase 3 O&M Contract – Long Term Fixed Price	\$ 63.0	
6	System Stabilization and Sustainability Plan	\$ 2.0	\$ 2,859,307.92
3	Corrosion Control		\$ 331,147.95
2	Winterization		\$ 233,099.16
	ITPM Professional Budget	\$ 8.5	
Grant 84060101-0		\$ 115.5	\$ 55,271,729.79

FIGURE 39 GRANT 84060101-0 FUNDED PROJECTS – CORROSION CONTROL

Date	Name	Account	Amount
Corrosion Control			
ITPM 2979			
1442b Projects			
04/14/2023	Jacobs	Corrosion Control	68,437.38
05/02/2023	Jacobs	Corrosion Control	103,737.65
08/03/2023	Jacobs	Corrosion Control	38,040.37
08/31/2023	Jacobs	Corrosion Control	29,838.75
09/25/2023	Jacobs	Corrosion Control	38,666.25
10/30/2023	Jacobs	Corrosion Control	52,427.55
Total for 1442b Projects			\$ 331,147.95
Total for ITPM 2979			\$ 331,147.95
Total for Corrosion Control			\$ 331,147.95
TOTAL			\$ 331,147.95

FIGURE 40 GRANT 84060101-0 FUNDED PROJECTS — DISTRIBUTION SYS ANALYSIS

Date	Name	Account	Amount	Balance
Distribution Sys Analysis				
ITPM 2979				
1442b Projects				
05/23/2023	Stantec Consulting Services. INC	Distribution Sys Analysis	88,320.64	88,320.64
05/23/2023	Stantec Consulting Services. INC	Distribution Sys Analysis	43,929.38	132,250.02
06/21/2023	Stantec Consulting Services. INC	Distribution Sys Analysis	43,252.32	175,502.34
08/31/2023	Stantec Consulting Services. INC	Distribution Sys Analysis	320,548.46	496,050.80
08/31/2023	Stantec Consulting Services. INC	Distribution Sys Analysis	364,838.39	860,889.19
9/26/2023	Stantec Consulting Services. INC	Distribution Sys Analysis	408,536.78	1,269,425.97
11/02/2023	Stantec Consulting Services. INC	Distribution Sys Analysis	400,228.05	1,669,654.02
11/28/2023	Stantec Consulting Services. INC	Distribution Sys Analysis	469,538.50	2,139,192.52
12/18/2023	Stantec Consulting Services. INC	Distribution Sys Analysis	720,115.40	2,859,307.92
Total for 1442b Projects			\$ 2,859,307.92	
Total for ITPM 2979			\$ 2,859,307.92	
Total for Distribution Sys Analysis			\$ 2,859,307.92	
TOTAL			\$ 2,859,307.92	

FIGURE 41 GRANT 84060101-0 FUNDED PROJECTS — SERVICE LINE INVENTORY

Date	Name	Account	Amount	Balance
Service Line Inventory				
ITPM 2979				
1442b Projects				
09/26/2023	Stantec Consulting Services. INC	Service Line Inventory	16,700.68	16,700.68
11/02/2023	Stantec Consulting Services. INC	Service Line Inventory	10,807.25	27,507.93
11/28/2023	Stantec Consulting Services. INC	Service Line Inventory	11,385.91	38,893.84
11/28/2023	Ace Pipe Cleaning	Service Line Inventory	99,100.00	137,993.84
12/12/2023	Blue Conduit	Service Line Inventory	20,000.00	157,993.84
12/18/2023	Stantec Consulting Services. INC	Service Line Inventory	4,824.50	162,818.34
Total for 1442b Projects			\$ 162,818.34	
Total for ITPM 2979			\$ 162,818.34	
Total for Service Line Inventory			\$ 162,818.34	
TOTAL			\$ 162,818.34	

FIGURE 42 GRANT 84060101-0 FUNDED PROJECTS – WINTERIZATION

Date	Name	Account	Amount	Balance
Winterization				
ITPM 2979				
1442b Projects				
05/26/2023	Jacobs	Winterization	125,964.27	125,964.27
06/14/2023	Jacobs	Winterization	52,400.52	178,364.79
08/03/2023	Jacobs	Winterization	21,281.75	199,646.54
09/25/2023	Jacobs	Winterization	6,583.71	206,230.25
10/30/2023	Jacobs	Winterization	16,564.54	222,794.79
11/24/2023	Jacobs	Winterization	10,304.37	233,099.16
Total for 1442b Projects			\$ 233,099.16	
Total for ITPM 2979			\$ 233,099.16	
Total for Winterization			\$ 233,099.16	
TOTAL			\$ 233,099.16	

FIGURE 43 GRANT 84060101-0 FUNDED PROJECTS – O&M 1442

Date	Name	Account	Amount	Balance
O&M 1442				
ITPM 2979				
1442b Projects				
04/14/2023	Jacobs	O&M 1442	214,927.17	214,927.17
04/14/2023	Jacobs	O&M 1442	109,207.98	324,135.15
04/14/2023	Jacobs	O&M 1442	21,112.94	345,248.09
04/14/2023	Jacobs	O&M 1442	1,204,900.59	1,550,148.68
04/27/2023	Jacobs	O&M 1442	66,322.14	1,616,470.82
04/27/2023	Jacobs	O&M 1442	75,562.66	1,692,033.48
04/27/2023	Jacobs	O&M 1442	4,646.66	1,696,680.14
04/27/2023	Jacobs	O&M 1442	53,879.49	1,750,559.63
05/02/2023	Jacobs	O&M 1442	2,051,875.46	3,802,435.09
05/26/2023	Jacobs	O&M 1442	39,974.5	3,842,409.59
05/26/2023	Jacobs	O&M 1442	56,198.73	3,898,608.32
05/26/2023	Jacobs	O&M 1442	9,199.74	3,907,808.06
05/26/2023	Jacobs	O&M 1442	146,647.39	4,054,455.45
05/26/2023	Jacobs	O&M 1442	1,734,718.42	5,789,173.87
05/26/2023	Jacobs	O&M 1442	17,622.50	5,806,796.37
06/14/2023	Jacobs	O&M 1442	40,862.01	5,847,658.38
06/14/2023	Jacobs	O&M 1442	154,492.72	6,002,151.10
06/14/2023	Jacobs	O&M 1442	51,905.63	6,054,056.73
06/14/2023	Jacobs	O&M 1442	93,205.77	6,147,262.50
06/14/2023	Jacobs	O&M 1442	2,311,694.61	8,458,957.11
08/03/2023	Jacobs	O&M 1442	71,698.36	8,530,655.47
08/03/2023	Jacobs	O&M 1442	96,230.66	8,626,886.13
08/03/2023	Jacobs	O&M 1442	236,417.19	8,863,303.32
08/03/2023	Jacobs	O&M 1442	33,285.70	8,896,589.02
08/03/2023	Jacobs	O&M 1442	2,461,998.65	11,358,587.67
08/31/2023	Jacobs	O&M 1442	168,630.42	11,527,218.09
08/31/2023	Jacobs	O&M 1442	2,124,810.64	13,652,028.73
08/31/2023	Jacobs	O&M 1442	101,565.36	13,753,594.09

Date	Name	Account	Amount	Balance
08/31/2023	Jacobs	O&M 1442	11,247.75	13,764,841.84
08/31/2023	Jacobs	O&M 1442	17,289.02	13,782,130.86
09/25/2023	Jacobs	O&M 1442	2,736,027.42	16,518,158.28
09/25/2023	Jacobs	O&M 1442	191,969.68	16,710,127.96
09/25/2023	Jacobs	O&M 1442	8,085.00	16,718,212.96
09/25/2023	Jacobs	O&M 1442	78,096.21	16,796,309.17
09/25/2023	Jacobs	O&M 1442	74,411.53	16,870,720.70
09/25/2023	Jacobs	O&M 1442	19,880.00	16,890,600.70
09/25/2023	Jacobs	O&M 1442	93,880.94	16,984,481.64
10/30/2023	Jacobs	O&M 1442	108,527.50	17,093,009.14
10/30/2023	Jacobs	O&M 1442	66,488.61	17,159,497.75
10/30/2023	Jacobs	O&M 1442	390.00	17,159,887.75
10/30/2023	Jacobs	O&M 1442	248,361.37	17,408,249.12
10/30/2023	Jacobs	O&M 1442	4,050,151.79	21,458,400.91
11/24/2023	Jacobs	O&M 1442	81,724.88	21,540,125.79
11/24/2023	Jacobs	O&M 1442	94,377.20	21,634,502.99
11/24/2023	Jacobs	O&M 1442	2,502,448.88	24,136,951.87
11/24/2023	Jacobs	O&M 1442	52,051.25	24,189,003.12
11/24/2023	Jacobs	O&M 1442	147,315.15	24,336,318.27
11/24/2023	Jacobs	O&M 1442	106,978.09	24,443,296.36
11/28/2023	Jacobs	O&M 1442	81,623.21	21,524,919.57
11/28/2023	Jacobs	O&M 1442	87,534.19	24,612,453.76
12/22/2023	Jacobs	O&M 1442	79,262.07	24,691,715.83
12/22/2023	Jacobs	O&M 1442	146,425.24	24,838,141.07
12/22/2023	Jacobs	O&M 1442	189,534.76	25,027,675.83
12/22/2023	Jacobs	O&M 1442	1,548,594.68	26,576,270.51
12/22/2023	Jacobs	O&M 1442	2,998.50	26,579,269.01
12/22/2023	Jacobs	O&M 1442	43,469.48	26,622,738.49
Total for 1442b Projects			\$ 26,622,738.49	
Total for ITPM 2979			\$ 26,622,738.49	
Total for O&M 1442			\$ 26,622,738.49	
TOTAL			\$ 26,622,738.49	

FIGURE 44 GRANT 84060101-0 FUNDED PROJECTS — FIND AND FIX

Date	Name	Account	Amount	Balance
Find and Fix				
ITPM 2979				
1442b Projects				
02/10/2023	Utility Constructors, Inc.	Find and Fix	31,943.65	31,943.65
02/10/2023	Utility Constructors, Inc.	Find and Fix	29,931.23	61,874.88
02/10/2023	Utility Constructors, Inc.	Find and Fix	2,922.65	64,797.53
02/10/2023	Utility Constructors, Inc.	Find and Fix	49,723.16	114,520.69
02/10/2023	Utility Constructors, Inc.	Find and Fix	28,782.65	143,303.34
02/10/2023	Utility Constructors, Inc.	Find and Fix	3,556.84	146,860.18
02/10/2023	Utility Constructors, Inc.	Find and Fix	26,649.42	173,509.60
02/10/2023	Utility Constructors, Inc.	Find and Fix	39,289.62	212,799.22
02/10/2023	Utility Constructors, Inc.	Find and Fix	49,368.16	262,167.38
02/10/2023	Utility Constructors, Inc.	Find and Fix	2,490.00	264,657.38
02/10/2023	Utility Constructors, Inc.	Find and Fix	8,028.36	272,685.74
03/16/2023	GCW Paving	Find and Fix	52,129.00	324,814.74
03/27/2023	GCW Paving	Find and Fix	11,578.00	336,392.74
04/04/2023	Gould Enterprises, LLC	Find and Fix	59,178.00	395,570.74
04/10/2023	GCW Paving	Find and Fix	48,327.00	443,897.74
04/14/2023	Rangeline Utility Services LLC	Find and Fix	397,406.52	841,304.26
04/14/2023	Rangeline Utility Services LLC	Find and Fix	705,348.00	1,546,652.26
04/18/2023	Gould Enterprises, LLC	Find and Fix	32,365.00	1,579,017.26
04/18/2023	Gould Enterprises, LLC	Find and Fix	43,905.00	1,622,922.26
04/21/2023	Rangeline Utility Services LLC	Find and Fix	97,200.00	1,720,122.26
04/24/2023	Utility Constructors, Inc.	Find and Fix	35,472.60	1,755,594.86
04/24/2023	Utility Constructors, Inc.	Find and Fix	175,470.70	1,931,065.56
04/27/2023	Gould Enterprises, LLC	Find and Fix	58,680.00	1,989,745.56
04/27/2023	GCW Paving	Find and Fix	96,007.00	2,085,752.56
05/02/2023	Utility Constructors, Inc.	Find and Fix	5,872.54	2,091,625.10
05/03/2023	IMS Engineers	Find and Fix	99,346.24	2,190,971.34

Date	Name	Account	Amount	Balance
05/05/2023	Gould Enterprises, LLC	Find and Fix	46,815.00	2,237,786.34
05/11/2023	Gould Enterprises, LLC	Find and Fix	61,680.00	2,299,466.34
05/11/2023	Utility Constructors, Inc.	Find and Fix	130,625.03	2,430,091.37
05/12/2023	Utility Constructors, Inc.	Find and Fix	26,493.60	2,456,584.97
05/12/2023	Utility Constructors, Inc.	Find and Fix	6,720.00	2,463,304.97
05/12/2023	Rangeline Utility Services LLC	Find and Fix	473,947.25	2,937,252.22
05/18/2023	Gould Enterprises, LLC	Find and Fix	27,468.00	2,964,720.22
05/18/2023	Gould Enterprises, LLC	Find and Fix	55,855.00	3,020,575.22
05/23/2023	Stantec Consulting Services, INC	Find and Fix	356,645.44	3,377,220.66
05/23/2023	Stantec Consulting Services, INC	Find and Fix	215,312.61	2,592,533.27
05/24/2023	GCW Paving	Find and Fix	306,469.00	3,899,002.27
05/25/2023	Gould Enterprises, LLC	Find and Fix	59,410.00	3,958,412.27
05/25/2023	Gould Enterprises, LLC	Find and Fix	1,512.00	3,959,924.27
06/01/2023	IMS Engineers	Find and Fix	91,207.00	4,051,132.03
06/01/2023	Rangeline Utility Services LLC	Find and Fix	840,688.30	4,891,820.33
06/02/2023	Gould Enterprises, LLC	Find and Fix	12,282.00	4,904,102.33
06/02/2023	Jackson Utility Maintenance, LLC	Find and Fix	88,344.48	4,992,446.81
06/02/2023	Gould Enterprises, LLC	Find and Fix	78,230.00	5,070,676.81
06/07/2023	Gould Enterprises, LLC	Find and Fix	61,710.00	5,132,386.81
06/12/2023	Jackson Utility Maintenance, LLC	Find and Fix	132,292.93	5,264,679.74
06/14/2023	Gould Enterprises, LLC	Find and Fix	65,660.00	5,330,339.74
06/14/2023	Gould Enterprises, LLC	Find and Fix	14,304.00	5,344,643.74
06/15/2023	GCW Paving	Find and Fix	170,073.25	5,514,716.99
06/15/2023	GCW Paving	Find and Fix	359,237.00	5,873,953.99
06/21/2023	Gould Enterprises, LLC	Find and Fix	3,360.00	5,877,313.99
06/21/2023	Gould Enterprises, LLC	Find and Fix	63,265.00	5,940,578.99
06/21/2023	Stantec Consulting Services, INC	Find and Fix	321,497.73	6,262,076.72
06/27/2023	Utility Constructors, Inc.	Find and Fix	120,126.20	6,382,202.92
06/28/2023	R&L Unlimited LLC	Find and Fix	73,126.24	6,455,329.16

Date	Name	Account	Amount	Balance
06/28/2023	Utility Constructors, Inc.	Find and Fix	24,271.85	6,479,601.01
07/03/2023	Jackson Utility Maintenance, LLC	Find and Fix	307,364.94	6,786,965.95
07/07/2023	R&L Unlimited LLC	Find and Fix	600.00	6,787,565.95
07/10/2023	Gould Enterprises, LLC	Find and Fix	33,590.00	6,821,155.95
07/10/2023	Gould Enterprises, LLC	Find and Fix	1,800.00	1,822,955.95
07/11/2023	Gould Enterprises, LLC	Find and Fix	77,080.00	6,900,035.96
07/11/2023	Gould Enterprises, LLC	Find and Fix	23,868.00	6,923,903.95
07/17/2023	IMS Engineers	Find and Fix	91,750.22	7,015,654.17
07/20/2023	Gould Enterprises, LLC	Find and Fix	65,290.00	7,080,944.17
07/20/2023	Gould Enterprises, LLC	Find and Fix	3,300.00	7,084,244.17
07/25/2023	Gould Enterprises, LLC	Find and Fix	55,329.67	7,139,573.84
07/25/2023	Gould Enterprises, LLC	Find and Fix	11,784.00	7,151,357.84
07/28/2023	GCW Paving	Find and Fix	182,565.00	7,333,922.84
07/28/2023	Rangeline Utility Services LLC	Find and Fix	102,519.00	7,436,441.84
07/28/2023	Gould Enterprises, LLC	Find and Fix	66,303.20	7,502,745.04
07/28/2023	Gould Enterprises, LLC	Find and Fix	25,572.00	7,528,317.04
07/31/2023	R&L Unlimited LLC	Find and Fix	74,707.00	7,603,024.04
08/02/2023	Rangeline Utility Services LLC	Find and Fix	302,292.00	7,905,316.04
08/02/2023	Jackson Utility Maintenance, LLC	Find and Fix	448,487.62	8,353,803.66
08/03/2023	Gould Enterprises, LLC	Find and Fix	90,983.70	8,444,787.36
08/03/2023	Gould Enterprises, LLC	Find and Fix	9,000.00	8,453,787.36
08/07/2023	Jackson Utility Maintenance, LLC	Find and Fix	24,870.00	8,478,657.36
08/10/2023	Gould Enterprises, LLC	Find and Fix	47,442.00	8,526,099.36
08/10/2023	Gould Enterprises, LLC	Find and Fix	80,710.00	8,606,809.36
08/14/2023	Utility Constructors, Inc.	Find and Fix	98,445.39	8,705,254.75
08/18/2023	Gould Enterprises, LLC	Find and Fix	58,300.00	8,763,554.75
08/18/2023	Gould Enterprises, LLC	Find and Fix	23,832.00	8,787,386.75
08/23/2023	Gould Enterprises, LLC	Find and Fix	104,650.00	8,892,036.75
08/23/2023	Gould Enterprises, LLC	Find and Fix	42,912.00	8,934,948.75

Date	Name	Account	Amount	Balance
08/31/2023	Stantec Consulting Services, INC	Find and Fix	106,441.30	9,041,390.05
08/31/2023	GCW Paving	Find and Fix	405,826.60	9,447,216.65
08/31/2023	Gould Enterprises, LLC	Find and Fix	73,950.00	9,521,166.65
08/31/2023	Gould Enterprises, LLC	Find and Fix	13,224.00	9,534,390.65
08/31/2023	IMS Engineers	Find and Fix	102,553.06	9,636,943.71
08/31/2023	Stantec Consulting Services, INC	Find and Fix	161,230.70	9,798,174.41
09/05/2023	Jackson Utility Maintenance, LLC	Find and Fix	501,252.75	10,299,427.16
09/06/2023	R&L Unlimited LLC	Find and Fix	58,235.50	10,357,662.66
09/06/2023	R&L Unlimited LLC	Find and Fix	5,550.00	10,363,212.66
09/12/2023	Gould Enterprises, LLC	Find and Fix	59,096.00	10,422,308.66
09/12/2023	Gould Enterprises, LLC	Find and Fix	96,045.00	10,518,353.66
09/15/2023	Gould Enterprises, LLC	Find and Fix	57,585.00	10,575,938.66
09/15/2023	Gould Enterprises, LLC	Find and Fix	33,748.49	10,609,687.15
09/20/2023	Gould Enterprises, LLC	Find and Fix	68,401.00	10,678,088.15
09/20/2023	Utility Constructors, Inc.	Find and Fix	347,148.48	11,025,236.63
09/22/2023	GCW Paving	Find and Fix	437,025.00	11,462,261.63
09/22/2023	Gould Enterprises, LLC	Find and Fix	97,425.00	11,559,686.63
09/22/2023	Gould Enterprises, LLC	Find and Fix	47,736.00	11,607,422.63
09/22/2023	IMS Engineers	Find and Fix	91,235.44	11,698,658.07
09/26/2023	Stantec Consulting Services, INC	Find and Fix	183,540.75	11,882,198.82
09/29/2023	Gould Enterprises, LLC	Find and Fix	111,980.00	11,994,178.82
09/29/2023	Gould Enterprises, LLC	Find and Fix	1,620.00	11,995,798.82
10/04/2023	Gould Enterprises, LLC	Find and Fix	42,250.02	12,038,048.84
10/04/2023	Gould Enterprises, LLC	Find and Fix	88,810.00	12,126,858.84
10/05/2023	Jackson Utility Maintenance, LLC	Find and Fix	466,687.69	12,593,546.53
10/06/2023	IMS Engineers	Find and Fix	92,798.32	12,686,344.85
10/11/2023	Jones Lang Lassalle	Find and Fix	2,500.00	12,688,844.85
10/12/2023	Gould Enterprises, LLC	Find and Fix	111,265.00	12,800,109.85
10/12/2023	Gould Enterprises, LLC	Find and Fix	12,462.00	12,812,571.85

Date	Name	Account	Amount	Balance
10/12/2023	R&L Unlimited LLC	Find and Fix	54,718.50	12,867,290.35
10/12/2023	R&L Unlimited LLC	Find and Fix	43,499.00	12,910,789.35
10/18/2023	Utilis, Inc.	Find and Fix	45,000.00	12,955,789.35
10/18/2023	Utility Constructors, Inc.	Find and Fix	311,098.80	13,266,888.15
10/18/2023	Utility Constructors, Inc.	Find and Fix	52,242.76	13,319,130.91
10/20/2023	R&L Unlimited LLC	Find and Fix	39,489.50	13,358,620.41
10/20/2023	Gould Enterprises, LLC	Find and Fix	108,407.99	13,467,028.40
10/20/2023	Gould Enterprises, LLC	Find and Fix	59,160.00	13,526,188.40
10/25/2023	Harvey Services, Inc	Find and Fix	13,593.95	13,539,782.35
10/30/2023	R&L Unlimited LLC	Find and Fix	219,399.00	13,759,181.35
10/30/2023	Gould Enterprises, LLC	Find and Fix	124,140.00	13,883,321.35
10/30/2023	Gould Enterprises, LLC	Find and Fix	4,368.00	13,887,689.35
11/01/2023	GCW Paving	Find and Fix	560,057.14	14,447,746.49
11/01/2023	Delta Constructors	Find and Fix	46,331.32	14,494,077.81
11/02/2023	Stantec Consulting Services, INC	Find and Fix	202,721.24	14,696,799.05
11/02/2023	Utility Constructors, Inc.	Find and Fix	4,179.42	14,700,978.47
11/03/2023	Jackson Utility Maintenance, LLC	Find and Fix	633,537.72	15,334,516.19
11/03/2023	Wicker Construction, Inc.	Find and Fix	380,527.50	15,715,043.69
11/07/2023	Gould Enterprises, LLC	Find and Fix	148,100.00	15,863,143.69
11/07/2023	Gould Enterprises, LLC	Find and Fix	63,996.00	15,927,139.69
11/09/2023	Gould Enterprises, LLC	Find and Fix	145,659.94	16,072,799.63
11/09/2023	Utility Constructors, Inc.	Find and Fix	1,555,181.62	17,627,981.25
11/09/2023	Utility Constructors, Inc.	Find and Fix	326,283.03	17,954,264.28
11/09/2023	Gould Enterprises, LLC	Find and Fix	8,136.00	17,962,400.28
11/10/2023	IMS Engineers	Find and Fix	62,255.52	18,024,655.80
11/17/2023	Gould Enterprises, LLC	Find and Fix	143,075.00	18,167,730.80
11/17/2023	Gould Enterprises, LLC	Find and Fix	68,448.00	18,236,178.80
11/24/2023	Woodward Contracting LLC	Find and Fix	61,557.50	18,297,736.30
11/28/2023	Utilis, Inc.	Find and Fix	55,000.00	18,352,736.30

Date	Name	Account	Amount	Balance
11/28/2023	Gould Enterprises, LLC	Find and Fix	150,950.00	18,503,686.30
11/28/2023	Stantec Consulting Services, INC	Find and Fix	245,285.01	18,748,971.31
11/28/2023	Gould Enterprises, LLC	Find and Fix	3,384.00	18,752,355.31
11/30/2023	Consolidated Pipe and Supply Co, Inc	Find and Fix	199,785.16	18,952,140.47
12/05/2023	Wicker Construction, Inc.	Find and Fix	594,999.50	19,547,139.97
12/05/2023	Wicker Construction, Inc.	Find and Fix	352,056.42	19,899,196.39
12/06/2023	Jackson Utility Maintenance, LLC	Find and Fix	653,130.60	20,552,326.99
12/07/2023	R&L Unlimited LLC	Find and Fix	26,332.00	20,578,658.99
12/07/2023	Gould Enterprises, LLC	Find and Fix	151,760.00	20,730,418.99
12/07/2023	Gould Enterprises, LLC	Find and Fix	5,616.00	20,736,034.99
12/08/2023	GCW Paving	Find and Fix	867,471.85	21,603,506.84
12/08/2023	Utility Constructors, Inc.	Find and Fix	610,174.25	22,213,681.09
12/08/2023	Gould Enterprises, LLC	Find and Fix	90,170.00	22,303,851.09
12/11/2023	R&L Unlimited LLC	Find and Fix	900.00	22,304,751.09
12/15/2023	Gould Enterprises, LLC	Find and Fix	151,465.00	22,456,216.09
12/18/2023	Rangeline Utility Services LLC	Find and Fix	224,350.00	22,680,566.09
12/18/2023	Stantec Consulting Services, INC	Find and Fix	157,661.95	22,838,228.04
12/18/2023	Gould Enterprises, LLC	Find and Fix	79,656.00	22,917,884.04
12/18/2023	IMS Engineers	Find and Fix	56,524.98	22,974,409.02
12/22/2023	Gould Enterprises, LLC	Find and Fix	106,620.00	23,081,029.02
12/22/2023	Gould Enterprises, LLC	Find and Fix	72,300.00	23,153,329.02
12/27/2023	Utilis, Inc.	Find and Fix	55,000.00	23,208,329.02
Total for 1442b Projects			\$ 23,208,329.02	
Total for ITPM 2979			\$ 23,208,329.02	
Total for Find and Fix			\$ 23,208,329.02	
TOTAL			\$ 23,208,329.02	

FIGURE 45 GRANT 84060101-0 FUNDED PROJECTS – VALVE ASSESSMENT

Date	Name	Account	Amount	Balance
Valve Assessment				
ITPM 2979				
1442b Projects				
05/23/2023	Stantec Consulting Services, INC	Valve Assessment	38,891.68	38,891.68
05/23/2023	Stantec Consulting Services, INC	Valve Assessment	54,205.36	93,097.04
06/21/2023	Stantec Consulting Services, INC	Valve Assessment	66,198.98	159,296.02
07/14/2023	Pure Technologies US Inc	Valve Assessment	378,070.00	537,366.02
08/31/2023	Stantec Consulting Services, INC	Valve Assessment	2,015.00	539,381.02
08/31/2023	Stantec Consulting Services, INC	Valve Assessment	26,690.14	566,071.16
09/19/2023	Xylem	Valve Assessment	144,256.00	710,327.16
09/26/2023	Xylem	Valve Assessment	71,020.00	781,347.16
09/26/2023	Xylem	Valve Assessment	132,870.00	914,217.16
09/26/2023	Stantec Consulting Services, INC	Valve Assessment	9,876.00	924,093.16
10/10/2023	Xylem	Valve Assessment	124,042.00	1,048,135.16
10/10/2023	Pure Technologies US Inc	Valve Assessment	132,240.00	1,180,375.16
11/02/2023	Stantec Consulting Services, INC	Valve Assessment	11,363.25	1,191,738.41
11/09/2023	Xylem	Valve Assessment	138,868.00	1,330,606.41
11/28/2023	Stantec Consulting Services, INC	Valve Assessment	6,585.50	1,337,191.91
12/18/2023	Stantec Consulting Services, INC	Valve Assessment	7,360.50	1,344,552.41
12/18/2023	Woodward Contracting LLC	Valve Assessment	61,557.50	1,406,109.91
12/22/2023	Xylem	Valve Assessment	448,179.00	1,854,288.91
Total for 1442b Projects			\$ 1,854,288.91	
Total for ITPM 2979			\$ 1,854,288.91	
Total for Valve Assessment			\$ 1,854,288.91	
TOTAL			\$ 1,854,288.91	

J. Spending Plan

The Financial Management Plan, submitted on January 29, 2024, included a spending plan that extends through the 20-year planning period. The first 5 years of the plan (through 2029) are shown in **Figure 46**.

Each of the 13 Priority Projects included in the ISO have funding sources identified in the Spending Plan. The Spending Plan has these 13 projects accomplished by the end of 2026. While that is the plan, many of the priority projects are still at a conceptual level. Where engineering has not been initiated that may increase estimates or identify long-lead time materials that could delay one or more of the Priority Projects. The quarterly reports will provide regular updates for each Priority Project.

FIGURE 46 SPENDING PLAN WITH SOURCE FUNDING

					2023	2024	2025	2026	2027	2028	2029
	Source	Project No.	Description	Total							
	1442b	2	Winterization	\$ 1.0	\$ 0.2	\$ 0.8					
	1442b	3	Corrosion Control	\$ 1.0	\$ 0.3	\$ 0.7					
	1442b	5.a.ii	Valve and Hydrant Assessment	\$ 7.4	\$ 1.9	\$ 5.5					
	1442b	5.a.vii	Service Line Inventory	\$ 1.0	\$ 0.2	\$ 0.8					
	1442b	5.a.iv	Distribution System Leaks - Find and Fix	\$ 32.6	\$ 23.2	\$ 9.4					
	1442b	5.a	Distribution System Analysis and Improvements	\$ 5.0	\$ 0.7	\$ 4.3					
	1442b	11	Plant Treatment Processes Design and Implement	\$ 2.0	\$ -	\$ 2.0	\$ -				
	1442b	4	Emergency Water Supply	\$ 2.0	\$ -	\$ 2.0					
	1442b	13	Resilient Power Plan	\$ 6.0	\$ -	\$ 5.0	\$ 1.0				
	1442b		Small Pipe Replacement	\$ 7.0	\$ -	\$ 7.0					
	1442b		EPA Administration	\$ 4.5	\$ 1.5	\$ 1.5	\$ 1.5				
	1442b		ITPM Professional Budget	\$ 7.6	\$ -	\$ 3.8	\$ 3.8				
				\$ 77.1							
	1442b	1	O&M Contract	\$ 72.9	\$ 26.7	\$ 30.0	\$ 16.2				
			TOTAL 1442b	\$ 150.0	\$ 54.7	\$ 72.8	\$ 22.5				
	ARPA		Savanna Street Improvements	\$ 10.0		\$ 10.0					
	ARPA		Small Pipe Replacement	\$ 10.0		\$ 10.0					
	ARPA	11.a.g	OBC Filters/Conventional and Membrane	\$ 9.6		\$ 9.6					
	ARPA		Sewer Find and Fix	\$ 16.0	\$ 4.0	\$ 12.0					
			TOTAL ARPA	\$ 45.6							
	Comm Grant		Maintenance Facilities Improvements	\$ 2.2		\$ 2.2					
	Comm Grant		WSBA Facility Replacement	\$ 1.8		\$ 1.8					
			TOTAL COMMUNITY Grant	\$ 4.0							
	Pay-Go		Distribution System Repairs	\$ 75.0						\$ 5.0	\$ 5.0
	Pay-Go		Plant Treatment Processes	\$ 75.0						\$ 5.0	\$ 5.0
	Pay-Go		Small Pipe Replacement	\$ 65.0							
	Pay-Go		Sewer System Repairs	\$ 182.0							
			TOTAL PAY-GO	\$ 397.0		\$ 12.0	\$ 17.0	\$ 22.0	\$ 22.0	\$ 22.0	\$ 22.0
Active	SRF Loan 3		Membrane Train	\$ 0.3	\$ 0.3						
Active	SRF Loan 3		Membrane Building	\$ 1.5	\$ 1.5						
Active	SRF Loan 3		OBC Winterization	\$ 4.1	\$ 4.1						
Active	SRF Loan 3		JHF Corrosion Control	\$ 5.0	\$ 5.0						
Active	SRF Loan 3		JHF Filters 24/26	\$ 1.8	\$ 1.8						
			TOTAL ACTIVE SRF LOAN 3	\$ 12.7							
	SRF Omni	5.a.v	Distribution System Optimization	\$ 28.5	\$ 4.5	\$ 10.0	\$ 10.0	\$ 4.0			
	SRF Omni	10	Intake Structure Repair	\$ 5.0	\$ 2.0	\$ 3.0					
	SRF Omni		Find and Fix Water Leaks	\$ 24.0		\$ 12.0	\$ 12.0				
	SRF Omni		Chemical Feed Repair OBC	\$ 24.0		\$ 24.0					
	SRF Omni		Treatment Process Renewels	\$ 26.5		\$ 10.0	\$ 16.5				
	SRF Omni		Small Pipe Replacement	\$ 50.0	\$ 10.0	\$ 20.0	\$ 20.0				
	SRF Omni		Retire Private Debt	\$ 175.5	\$ 175.5						
	SRF Omni		Retire SRF	\$ 114.5	\$ 114.5						
	SRF Omni		EPA Administration/Technical Assistance	\$ 2.0	\$ 1.2	\$ 0.2	\$ 0.2	\$ 0.2	\$ 0.1	\$ 0.1	
			TOTAL SRF OMNIBUS	\$ 450.0							
	SRF Omni (CD)	11.g	General Filter Repairs at JFH	\$ 2.8		\$ 2.8					
	USACE 219/WRDA		100 MGD Pump	\$ 5.0		\$ 5.0					
	USACE 219/WRDA		Membrane Cassette Purchase	\$ 10.0		\$ 10.0					
	USACE 219/WRDA		Small Pipe Replacement	\$ 40.0		\$ 15.0	\$ 15.0	\$ 10.0			
	USACE 219/WRDA		Sewer System Work	\$ 50.0	\$ 5.0	\$ 20.0	\$ 30.0	\$ 30.0			
	USCE 219/WRDA		Dredging Storm Basins at Savanna	\$ 25.0		\$ 10.0	\$ 15.0				
				\$ 125.0							



K. Modifications to the Priority Project List or Schedule

A modified Priority Project List Implementation Schedule was submitted to EPA and MSDH on December 19, 2023. On January 17, 2024, EPA responded that they offered no objections. As such, the following is the current Implementation Schedule for the Priority Projects.

1. O&M Contract

- a. Establish, support, and maintain a contract(s) for operation and maintenance of the System. The contract must establish clear level of service goals including minimum appropriate staffing in accordance with Miss. Admin. Code § 15-20- 72.2.2.1(5) and all applicable laws and regulations.
 - Phase 1 – Contract operations for both plants and wells based on open-book cost plus model. This phase allows for continued negotiations to long-term contract while contractor is learning more about costs to operate to start by **March 2023**.
 - Phase 2 – Contract operations of complete system – including distribution system with an initial 5-year term with options to renew. **July 2023 New Date 10/31/2023 in Q1 report. Continuing to address liability concerns with ISO Parties and legal teams. New target date December 31, 2023, subject to resolving liability concerns. Ongoing discussions with DOJ and EPA regarding liability concerns of Jacobs with a long-term contract continue to delay this project. New target date is July 1, 2024, for a long-term contract (10-years) with Jacobs for water treatment plant O&M.**



- ## 2. Winterization of System
- This project completes work in progress as of the effective date. This work was contracted by the City of Jackson. JXN Water is managing these contracts through Jacobs Consulting. This work is almost complete and Jacobs is reviewing the plants for any gaps and will provide a detailed assessment of any needed further measures.



- a. Develop and implement to the extent funding and schedule permit a comprehensive plan to properly winterize both O.B. Curtis and J.H. Fewell.
 - Short term immediate measures – **March 2023**
 - Plan for longer-term measures – **July 2023**
 - Implement plan for winter 2023/2024 – **December 2023**
- b. Complete membrane winterization project.
 - **August 2023 Winterization is complete. Final close out underway. Foundation issues discovered that may delay closeout. Timing for correction of these defects cannot be estimated at this time.**

3. **Corrosion Control** – This project was originally intended to complete the projects that were under construction as of the ISO effective date. A full review has resulted in JXN Water requesting a change from the approved OCCT from the MSDH. Approval is anticipated based on discussions with MSDH and implementation will be complete by the end of Q4.



- a. Address any outstanding issues impeding full implementation of optimized corrosion control treatment (“OCCT”) at J.H. Fewell and O.B. Curtis, and complete implementation of such OCCT as required by MSDH and consistent with the MSDH-approved OCCT plans to meet State-approved water quality parameters.
 - **September 2023** Lead time on equipment slowed the completion of the J.H. Fewell OCCT. This system was completed in October 2023 and put into full operation in December 2023. Re-evaluation of the approved OCCT plan for O.B. Curtis resulted in changing from the Soda Ash based system to liquid lime and CO₂ (matching the OCCT for J.H. Fewell). A request for approval of that change was submitted to MSDH in December 2023 and implementation is moving forward in anticipation of approval. Completion of the OCCT at O.B. Curtis (assuming MSDH approval) will be June 30, 2024.

4. **Alternative Water Source Plan**



- a. Implement an Alternative Water Source Plan (“AWSP”) including entering into agreements for the immediate provision of alternative water - at least one gallon per person per day. **A revised plan scope was submitted to EPA on September 19, 2023. EPA and MSDH provided no comments within the 20-day comment period. The new scope is as follows: Implement an Emergency Water Supply Plan to provide pressurized temporary connections and tanker truck supplied potable water to customers impacted by JXN Water work on the distribution system or as a temporary measure until distribution system improvements can be completed.**
 - **The plan was implemented effective September 30, 2023.**

5. **Distribution System Study, Analysis, and Implementation**

- Develop a plan for EPA review and approval for distribution system study and analysis to include at a minimum:

Plan submittal July 2023 (within 60 days – no schedule adjustment required) **Development of this plan was slowed by the need to complete mapping and the hydraulic model before the study and analysis could be completed. This work was further slowed by the extensive engineering effort required to assist with leak detection and “find and fix”. The model became functional in November 2023, and the study and analysis is proceeding with a technical memo anticipated by March 30, 2024.**



- i. A GIS-based dynamic hydraulic model
 - ii. Valve and hydrant location and assessment, including valve size
 - iii. An asset management system
 - iv. Water loss identification and reduction
 - v. System operation optimization and configuration standards
 1. Pressure study – HGL analysis
 2. Implement pressure control/pressure zones/booster pumping as recommended and as funding and schedule permit.
 - vi. Corrosion control
 - vii. Service line inventory and replacement planning
 1. Prioritize replacement of any lead lines found, with schedule approved by EPA and MSDH.
 2. Update lead service line replacement plan in compliance with Lead and Copper Rule Revisions.
- a. Implement plan as funding and schedule permit. **Implementation of many activities has commenced with all elements to commence no later than plan approval date. Implementation will continue into 2024 and beyond.**

6. **System Stabilization and Sustainability Plan - March 2023**
New date 10/31/2023 in Q1 report:



- a. Develop a sustainable plan to stabilize and invest in the water system to ensure safe and reliable drinking water for all of Jackson, all the time.
- b. Key areas to be addressed include sustainable revenue models, appropriate levels of renewal and replacement, asset management plan, service levels, water demand modeling, and other related factors.
 - **This plan requires input from distribution system plan (PPL 5) as well as Jacobs' condition assessment (draft submitted in October 2023). Completion by December 31, 2024.**

7. **SCADA System Improvements** - sensors, actuators, etc. This project is to evaluate and replace the SCADA system at O.B. Curtis and J.H. Fewell.



- a. **September 2023 – unable to estimate completion until upgrade evaluation is completed in September 2023 (30 percent design) at which time construction schedule will be developed and submitted. Design work commenced in Q3 with scope limited to prepare 30 percent design in Q1 2024. SCADA replacement estimated complete in 2026.**



8. **Chemical Systems at Plants and Wells**

- a. Assess and repair, as necessary, all chemical feed pumps and associated equipment at all facilities, including but not limited to; controls, sensors, weight indicators, and feed lines, to return all chemical feeds to fully functional status, ensure operational redundancy, and establish flow paced automated dosing for all chemical feed systems.
 - **Complete Oct 2023 This project changed from a repair effort to a complete replacement of all chemical feed systems at O.B. Curtis once engineering began. PP 9 has been included in the design currently at 30 percent. Schedule for contract completion extends to end of 2024.**

9. Chlorine System Improvements at O.B. Curtis

- a. Make replacements or immediate interim repairs as necessary for continuous safe operation.
 - February 2023 – Complete to operate in accordance with Jacobs’ safety protocols.
- b. Develop and implement plan to eliminate use of gaseous chlorine at O.B. Curtis.
 - Plan has been developed and design started to be accomplished in coordination with PP 8. Design is at 30 percent. Project to be completed by December 31, 2024.



10. Intake Structure Repairs

- a. Assess and repair, as necessary, the intake structures at J.H. Fewell and O.B. Curtis, including, but not limited to, sensors (including related remote SCADA capabilities), chemical feed systems, valves, electrical components, screens, physical structure, and any appurtenances, to return the intake structures and related components to fully operational status.
 - Complete December 2023 – JHF scope may be much more complex and if so – a specific schedule will be developed once assessment is complete in Summer 2023.
 - This has been delayed by other priorities at the O.B. Curtis Plant. Jacobs will begin assessment and design in early 2024 with an estimated completion date of December 2025 due to the slow SRF funding process.



11. Treatment Facilities (J.H. Fewell and O.B. Curtis as applicable) Unit Processes and Pumps – evaluate performance and restore redundancy – Start Dec 2022 with assessment by Jacobs. Work accomplished throughout 2023 in coordination with Jacobs as contract operator. No completion date can be established until the extent of repair/remediation/replacement work can be fully determined.

- a. Membrane system
- b. Raw water pumping and screening
- c. Oxidation basins
- d. Rapid mix
- e. Flocculation and sedimentation
- f. Sludge removal
- g. Filters
- h. UV
- i. Transfer pumping
- j. High service pumping



12. **Sludge Assessment in All Finished Water Storage Facilities**

- a. Assess sludge levels and remove as required. Develop operating procedures to minimize future sludge accumulation in all finished water storage facilities.



Assessment June 2023 – Assessment could not be completed. Divers met with JXN Water staff and Jacobs on site to plan assessment and determined the treatment facilities are unable to safely shut down for the time required for the divers to perform assessment. This project will be re-evaluated at the end of 2024. Accomplishment is dependent on continued progress on distribution system repairs and plant redundancy. ~~Removal, if required,~~ December 2023

13. **Resilient Power Plan**

- a. Assess power vulnerability throughout the system and develop and implement a plan to address issues identified in the assessment, as funding and schedule permit.



Assessment September 2023. Technical Memo to be submitted March 2024. Implementation schedule will be developed based on TM recommendations.

L. Unaudited Financial Statements

These statements were not ready for inclusion in this report. They will be added by addendum.

M. Project Status Updates

FIGURE 47 STATUS UPDATES FROM JXN WATER

Status Change Quarter Ending December 31, 2023	Status Quarter Ending December 31, 2023	Delays	Projection of Work Quarter Ending March 31, 2024
Entire System Stabilization			
Continued stabilization actions	<p>Initiated acoustic leak detection program, identified multiple previously unknown leaks.</p> <p>Continued transient testing in the distribution system, identifying areas for surge valve repairs.</p> <p>Plants consistently produced needed water to support the system, water demand trended down over the quarter due to water loss reduction efforts.</p> <p>Increased number of pressure monitors to inform decision making related to the distribution system.</p> <p>Water tank water levels continue to significantly improve.</p> <p>Continued opening valves on smaller distribution lines (less than 16" diameter).</p> <p>Progressed construction to near completion on 20" transmission main running west across city along Fortification Street. Issues include multiple breaks with one under railroad.</p> <p>Started construction and reach near completion of 30" transmission main repair running along Woodrow Wilson south to Fortification Street.</p> <p>Stocking valves and adapters for all size transmission lines to keep on hand to expedite repairs.</p> <p>Completed 20" valve replacement at Bailey and Fortification that had been previously closed.</p> <p>Initiated planning for replacement of multiple valves between 16"-36" on the JHF grounds.</p> <p>Continued improving call center service and responsiveness.</p> <p>Improved field crew tracking and routing.</p>	None	<p>Continue acoustic leak detection program.</p> <p>Continue evaluation of distribution system and implement corrective actions to further stabilize the system.</p> <p>Continue to coordinate with plants to set system pressure requirements and goals.</p> <p>Continue evaluation of high-pressure areas (consistent water line breaks) for valve closures.</p> <p>Complete construction of 20" transmission main repair running west across city along Fortification Street.</p> <p>Complete construction of 30" transmission main repair running along Woodrow Wilson south to Fortification Street.</p> <p>Begin systematic replacement of inoperable fire hydrants.</p>

Status Change Quarter Ending December 31, 2023	Status Quarter Ending December 31, 2023	Delays	Projection of Work Quarter Ending March 31, 2024
South Jackson System Stabilization			
Continued stabilization actions	<p>Completed Forrest Hills area conversion from surface system to ground system.</p> <p>Identified pressure zones for the South Jackson area. Implementation of the pressure zones is being determined.</p> <p>CMMC hospital water pressures were significantly improved (10-12 psi) due to system repairs.</p> <p>Identified approximate 2 MGD leak near the former landfill and made repair.</p> <p>Performed focused leak detection activities.</p> <p>Performed pressure checks along known transmission water lines to verify elevation/grade levels historically.</p> <p>Tested water quality from hydrants on known transmission lines to verify which treatment plant water is providing water to the area and the quality of that water.</p> <p>Identified several potential incomplete tie-ins for further investigation and repair if required.</p>	None	<p>Continue evaluation of distribution system and implement corrective actions to further stabilize the system.</p> <p>Continue pressure checks along known transmission water lines to verify elevation/grade levels historically.</p> <p>Continue to test water quality from hydrants on known transmission lines to verify which treatment plant is providing water to the area and the quality of that water.</p> <p>Search known water line maps to find valves that could be causing pressure build-up or stagnant water based on field findings.</p>

FIGURE 48 STATUS UPDATES TO PRIORITY PROJECT 1

PPL. Description	Status Change Quarter Ending December 31, 2023	Task Order(s) Quarter Ending December 31, 2023		Summary of Work Quarter Ending December 31, 2023	Summary of Delays Encountered	Projection of Work Quarter Ending March 31, 2024
1. O&M Contract	O&M contractor progressing work	Operations Consulting Support and Safety Audit	Jacobs	<p>General</p> <p>Continued recruiting and hiring activities according to staffing plan: 42.5 filled positions of 67.5 total planned positions.</p> <p>Continued preventative maintenance schedules and routines at both OBC and JHF. Routines include, but are not limited to, regular sediment basin cleanings and membrane train cleanings.</p> <p>Continued regular communication protocols with JXN Water to coordinate plant and distribution system actions during periods of high demand and critical repairs.</p> <p>Completed quarterly and annual sampling.</p>	<p>Extreme heat and extended drought continued into the beginning of Q4 and resulted in high water demand. As Q4 progressed, the high demand for water began to attenuate.</p> <p>Continuing to encounter lengthy lead times for some process equipment including electrical equipment, valves and actuators.</p>	<p>Receive and install membrane fiber cassettes for two membrane treatment trains at OBC.</p> <p>Replace membrane train cyclical valves at OBC.</p> <p>Continue repairs needed to return the Residual Handling Facility to service at OBC.</p> <p>Progress repair of the main entrance road to OBC to maintain access for plant personnel and deliveries.</p> <p>Continue preventive maintenance schedules and routines at OBC and JHF.</p> <p>Continue pulling, repairing, and returning to service raw water pumps, high service pumps, and transfer pumps, and blowers to further stabilize the plants.</p> <p>Installation of new chlorine and ammonia feed equipment at JHF.</p> <p>Begin installation of new chlorine feed equipment at all six well sites.</p> <p>Continue inspection of distribution tanks.</p> <p>Continue negotiations for long-term contract. Goal of implementing long-term contract by end of Q2 2024.</p>
		Operations Consulting Support and Safety Audit (Amendment 1)	Jacobs			
		O&M Secondment	Jacobs			
		O&M Secondment (Amendment 1)	Jacobs			
		O&M Secondment (Amendment 2)	Jacobs			
		O&M Phase 2	Jacobs			
		O&M Materials Procurement	Jacobs			
		O&M Condition Assessment	Jacobs			
		O&M Evaluation	Jacobs			
		O&M Staff Augmentation (Amendment 1 and 2)	Jacobs			

PPL. Description	Status Change Quarter Ending December 31, 2023	Task Order(s) Quarter Ending December 31, 2023		Summary of Work Quarter Ending December 31, 2023	Summary of Delays Encountered	Projection of Work Quarter Ending March 31, 2024
		O&M Phase 2 (Amendment 1)	Jacobs	<p>O.B. Curtis Significant Repairs and Maintenance</p> <p>Installed backup chlorinator equipment.</p> <p>Progressed geotechnical field work and engineering design work required for the repair of the entrance drive to the plant.</p> <p>Initiated the replacement of pump surge valves on high service pumps.</p> <p>Initiated CT tracer study in coordination with the engineering team.</p> <p>Coordinated with manufacturer field representatives to make repairs to membrane train and provide training to OM staff.</p> <p>Replaced permanganate feed pumps as old pumps lacked needed feed control capabilities.</p> <p>Coordinated installation of transient pressure monitoring on high service pumps with other JXN Water consultants.</p> <p>Procured cyclical valves for the membrane system and initiated scheduling of repair which requires temporary shutdown of membrane train.</p> <p>Installed redundant ACH pumps to improve reliability.</p> <p>Progressed repairs needed to return the Residual Handling Facility to service.</p>		
		O&M Phase 2 (Amendment 2)	Jacobs			

PPL. Description	Status Change Quarter Ending December 31, 2023	Task Order(s) Quarter Ending December 31, 2023	Summary of Work Quarter Ending December 31, 2023	Summary of Delays Encountered	Projection of Work Quarter Ending March 31, 2024
			<p>J.H. Fewell Significant Repairs and Maintenance</p> <p>Repaired flume leak which required coordination of plant shutdown.</p> <p>Completed start-up activities for the liquid lime and CO₂ systems.</p> <p>Completed structural repair of elevated walkway between maintenance and operations building.</p> <p>Pulled Raw Water Pumps #3 and #4 and sent for repairs; pumps require impeller replacement.</p> <p>Pulled Raw Water Pump #1 to make repair and returned to service.</p> <p>Pulled High Service Pump #1 and sent to vendor for repair.</p> <p>Pulled Transfer Pump #3 to assess needed repairs; determined pump requires replacement.</p> <p>Completed installation of freeze protection on key lines throughout plant.</p> <p>Completed repairs of the chlorine material handling equipment.</p> <p>Completed parking lot repaving lot and striping.</p>		

PPL. Description	Status Change Quarter Ending December 31, 2023	Task Order(s) Quarter Ending December 31, 2023	Summary of Work Quarter Ending December 31, 2023	Summary of Delays Encountered	Projection of Work Quarter Ending March 31, 2024
			<p>Wells, Tanks, and Booster Pump Stations Significant Repairs and Maintenance</p> <p>Cleaned Highway 18 tank and returned to service.</p> <p>Made temporary repairs to Will-o-wood and Highway 18 pumps to keep wells online while more permanent repairs are initiated.</p> <p>Repaired screens on several tanks</p>		

FIGURE 49 STATUS UPDATES TO PRIORITY PROJECT 2

PPL. Description	Status Change Quarter Ending December 31, 2023	Task Order(s) Quarter Ending December 31, 2023		Summary of Work Quarter Ending December 31, 2023	Summary of Delays Encountered	Projection of Work Quarter Ending March 31, 2024
2. Winterization	Project construction is completed.	OBC Winterization Project – Construction Contract OBC Winterization Project – Final Reconciliation Change Order OBC Membrane Building – Construction Contract	Hemphill	<p>Winterization Construction is complete and MSDH has completed their walkthrough, closeout is pending.</p> <p>Membrane Building Complete and final reconciliation change order and closeout is in process. MSDH has completed their final walkthrough.</p>	Delays related to the CO ₂ Tank pad location and decision on soda ash and dehumidification scope of work impacted project completion date.	<p>Winterization Project construction is completed. Administrative project closeout.</p> <p>Membrane Building Project construction is completed. Administrative project closeout.</p>

FIGURE 50 STATUS UPDATES TO PRIORITY PROJECT 3

PPL. Description	Status Change Quarter Ending December 31, 2023	Task Order(s) Quarter Ending December 31, 2023		Summary of Work Quarter Ending December 31, 2023	Summary of Delays Encountered	Projection of Work Quarter Ending March 31, 2024
<p>3. Corrosion Control - JHF CO₂ Chemical Feed Equipment Project Construction</p>	<p>JHF CO₂ Chemical Feed Equipment Project Construction Project construction is completed.</p>	<p>JHF CO₂ Chemical Feed Equipment Project Construction JHF CO₂ Chemical Feed Equipment Project Construction Contract JHF CO₂ Chemical Feed Equipment Project - Change Order #1 - Water Line Repair and Isolation JHF CO₂ Chemical Feed Equipment Project - Change Order #2 - Sump Pumps at Lime Silo Containment Area JHF CO₂ Chemical Feed Equipment Project - Change Order #3 - Transformer Deletion and CO₂ Tank Orientation Change JHF Corrosion Control -Site Paving and Storm Drainage Improvements - Change Order #4 JHF Corrosion Control - Final Reconciliation Change Order - Change Order #5</p>	<p>Hemphill</p>	<p>HF CO₂ Chemical Feed Equipment Project Construction Construction is complete and MSDH has completed their walkthrough, closeout is pending.</p>	<p>HF CO₂ Chemical Feed Equipment Project Construction Equipment procurement delays have added 27 days per Change Orders 1, 2, and 3.</p>	<p>HF CO₂ Chemical Feed Equipment Project Construction Project construction is completed. Administrative project closeout.</p>
<p>3. Corrosion Control - OBC Liquid Lime</p>	<p>Engaged consultant and initiated project</p>	<p>Corrosion Control - OBC Liquid Lime Modification and Redesign of the Liquid Lime and Carbon Dioxide System to Optimal Corrosion Control Treatment at OBC - (Task Order #7)</p>	<p>Jacobs</p>	<p>Corrosion Control - OBC Liquid Lime Initiated project work.</p>	<p>Corrosion Control - OBC Liquid Lime None.</p>	<p>Corrosion Control - OBC Liquid Lime Prepare 30% Design Drawings. Prepare liquid lime and CO₂ feed equipment pre-procurement package. Obtain MSDH approval.</p>

FIGURE 51 STATUS UPDATES TO PRIORITY PROJECT 5

PPL. Description	Status Change Quarter Ending December 31, 2023	Task Order(s) Quarter Ending December 31, 2023		Summary of Work Quarter Ending December 31, 2023	Summary of Delays Encountered	Projection of Work Quarter Ending March 31, 2024
5.a. Distribution Plan for EPA Review and Approval	Study and analysis continued.	N/A – Plan included in already existing Task Orders for Distribution Work	Stantec/ Jacobs	Work continued on elements below.	None	Tech memo due to JXN Water end of Q1.
5.a.i. Distribution System Assessment and Modeling	<p>Consultant progressing work.</p> <p>TO1 Amendment 1 was approved by JXN Water which included scope and budget to perform field testing for the hydraulic model, install LEC pressure monitors, analysis/troubleshooting of LEC pressure data, develop a transmission model for the groundwater system.</p>	Development of data analysis, hydraulic modeling, and alternative analysis.	Stantec	<p>Data Collection</p> <p>Continued gathering data for hydraulic model development as data becomes available including recent SCADA data and groundwater well data.</p> <p>Stantec continued analyzing data and identified data gaps and technical issues with the LEC/IQ2 platform. Stantec downloaded the data from the platform weekly and imported into a spreadsheet for ease of reviewing.</p>	None.	<p>Continue collecting and documenting data and the team will review and analyze data for hydraulic model development as data becomes available.</p> <p>Continue updating the model based on newly acquired data and information discovered in the field.</p> <p>Continue developing the groundwater system transmission model.</p> <p>Submit a Model Calibration and Pressure Boundary Analysis Report.</p> <p>Continue updating the model to be an all-pipe model based on the completed GIS. (Amendment required).</p> <p>Perform a transient (surge) analysis of the distribution system to identify mitigation measures for water hammer in the system that may be causing new water leaks.</p>

PPL. Description	Status Change Quarter Ending December 31, 2023	Task Order(s) Quarter Ending December 31, 2023	Summary of Work Quarter Ending December 31, 2023	Summary of Delays Encountered	Projection of Work Quarter Ending March 31, 2024
			<p>Hydraulic Modeling</p> <p>Building and updating the transmission model in the groundwater system including adding tanks and wells. Developed a workflow between the GIS and Modeling Team that works towards the goal of an all-pipe model that is one-to-one with the GIS. Stantec began implementing the workflow and is working towards updating the model based on areas completed in the GIS.</p> <p>Utilizing JXN Water’s experience to determine the cause of the variations in the model and field data to identify locations of problems areas (leak or closed/partially closed valve) that may be causing lower pressure in the field compared to the model.</p> <p>Used hydraulic model to predict the impacts of shutting down and activating the new pipeline along Riverside. Prepared a presentation with model results to inform JXN Water. The model predicted negative impacts to Jackson customers if the pipeline was taken out of service.</p> <p>Continue to update the hydraulic model of the surface water system that can be used for preliminary analyses and support JXN Water in identifying immediate solutions to the system. The transmission model development will be ongoing, and the model will continue to be updated as the latest information is acquired.</p>		

PPL. Description	Status Change Quarter Ending December 31, 2023	Task Order(s) Quarter Ending December 31, 2023	Summary of Work Quarter Ending December 31, 2023	Summary of Delays Encountered	Projection of Work Quarter Ending March 31, 2024
			<p>South Jackson Alternative Analysis</p> <p>In the last reporting period, Stantec identified two projects (New Pipeline near Galatin Street and Repurposing of Maddox/TV Rd Pump Station/New Pressure Zone in South Jackson) that could be used to improve pressures in South Jackson. Stantec continued evaluating the projects and developed five alternatives for JXN Water to consider. Stantec summarized the alternatives using schematics that can be shared for future grant funding.</p> <p>Tank Analysis</p> <p>Stantec developed hydraulic profiles of the existing Jackson Surface Water System including the elevated tanks for support on the Altitude Valve construction project. Stantec learned the tanks have a range of overflow levels which can result in tanks not filling, tanks overflowing and overall, a complicated operation. Stantec surveyed five tanks to verify tank parameters. Stantec drafted an amendment to survey all the tanks and will update the hydraulic profile and hydraulic model accordingly. Stantec plans to use this information to inform the altitude valve project.</p>		

PPL. Description	Status Change Quarter Ending December 31, 2023	Task Order(s) Quarter Ending December 31, 2023		Summary of Work Quarter Ending December 31, 2023	Summary of Delays Encountered	Projection of Work Quarter Ending March 31, 2024
5.a.ii Valve and Hydrant Assessment	Consultant progressing work.	Leak Detection and Mapping Services City of Jackson MS Contract Extension and Additional Services Contract Amendment Proposal 120423	Xylem (Wachs Water)	Continued assessing valve condition in areas of concern. Completed the following repairs and field activities: <ul style="list-style-type: none"> 880 valves fully exercised (2580 cumulative) 8 op nut repairs completed (45 cumulative) 47 valves uncovered (144 cumulative) 4 frozen valves repaired (11 cumulative) 140 valve positions changed (359 cumulative) 373 hydrant assessments (675 cumulative) 	3.4 Days were delayed due to equipment issues. 7.1 Days were delayed due to unplanned PTO or call out of work. 5.0 days were delayed due to inclement weather. 5.3 days were delayed due to truck issues. 1.4 days were delayed due to mandatory training.	Deploy 500 leak loggers throughout the distribution system starting in Grid L12 in January, 2024. Continue transmission main assessments and repair activities during the next quarter. Continue assessing the entire distribution system valves and hydrants and perform needed hydrant flow tests. Begin Assessments of Air Release Valves.
5.a.ii Valve and Hydrant Assessment	Consultant progressing work.	Management of Leak Detection Services, GIS Mapping, and Field Support Services	Stantec	Completed the assessment of transmission mains. Major valve replacements completed, frozen valves repaired, and minor repairs completed. Assessed the valves, logged working issues. Started repair plan. Maintained spreadsheet of issues. Emergency responses – pressure issues troubleshoot valve. Hydrant testing program has started.	None	Assessment in the distribution areas. GIS mapping for the distribution is ongoing. Continue hydrant testing program.

PPL. Description	Status Change Quarter Ending December 31, 2023	Task Order(s) Quarter Ending December 31, 2023		Summary of Work Quarter Ending December 31, 2023	Summary of Delays Encountered	Projection of Work Quarter Ending March 31, 2024
5.a.iii GIS Mapping	Consultant progressing work. Addendum 2 under development for additional GIS scope items.	Technical management of GIS system map to support hydraulic modeling, the hydrant, valve and flushing / flow testing program, and operations and maintenance activities.	Stantec	<p>13000+ sheets digitized comprising both transmission and distribution mains. All priority areas have been completed.</p> <p>Developed an Esri Site to act as a central access location for all online GIS maps, layers, etc. The site is in the final phase of development and will be deployed early next quarter.</p> <p>Continued development and maintenance of the Interactive GIS interface.</p> <p>Developed a process to utilize the grid and the georeferenced drawings to systematically complete the remaining drawings for digitization. Code is written — waiting until all drawings are georeferenced to deploy it.</p> <p>Onboarded 15 Pune, India staff to assist with Georeferencing and Digitizing which more than doubled our rate of digitization.</p>	<p>Quality and consistency of maps to be digitized.</p> <p>Considerable number (> 100) of unmapped / unknown valves; significant time to reconcile with existing data from drawings.</p>	<p>Further digitization and mapping of remaining drawings.</p> <p>Finalize and deploy Esri Site.</p> <p>Procedure for capturing completed work beyond maintenance to be developed.</p> <p>Will deploy grid code to assign remaining digitization once georeferencing is completed.</p>

PPL. Description	Status Change Quarter Ending December 31, 2023	Task Order(s) Quarter Ending December 31, 2023		Summary of Work Quarter Ending December 31, 2023	Summary of Delays Encountered	Projection of Work Quarter Ending March 31, 2024
5.a.iii Information & Asset Management	Consultant progressing work.	Development of Asset Management system to support operations activities.	Stantec	<p>Implemented GIS based work tracking system.</p> <p>Began Phase 1 of the implementation of Cartegraph.</p> <p>Mapped out workflows that will be supported by Cartegraph for Water Distribution.</p> <p>Mapped out workflows for GIS updates with updates to assets through replacements and rehabilitation.</p> <p>Integrated legacy call center with work tracking system.</p> <p>Revised LOS statements to reflect both the consent order and City of Jackson strategic documents.</p>	Setting up Esri ArcGIS Enterprise Environment is on hold — pending review.	<p>Develop a plan for rollout of JXN Enterprise GIS.</p> <p>Prepare plan for integration of hydraulic model and utility network.</p> <p>Start of planning of migrating GIS systems currently hosted by Stantec to systems operated by JXN Water.</p> <p>Go Live with Cartegraph Phase 1 implementation.</p> <p>Use LOS for determining COF and make an assessment for the COF data requirements.</p> <p>Establish (future) Key Performance Indicators (KPI) and metrics to meet the (future) LOS.</p> <p>Determine LOF data requirements for the asset portfolio.</p> <p>Determine risk appetite and Asset BRE criteria weighting.</p> <p>Complete Asset Condition Assessments.</p>

PPL. Description	Status Change Quarter Ending December 31, 2023	Task Order(s) Quarter Ending December 31, 2023		Summary of Work Quarter Ending December 31, 2023	Summary of Delays Encountered	Projection of Work Quarter Ending March 31, 2024
5.a.iv Distribution System Leaks – Find and Fix	Consultant progressing work.	Management of Leak Detection and Repair Program	IMS	<p>Evaluated backlog of known leaks (focus on pipe diameters 6 inches and smaller).</p> <p>Performing Drive-by Windshield Leak Detection Survey of all roads in the JXN Water service area.</p> <p>Performed real-time leak detection identification and issued Work Orders to Contractors.</p> <p>Provided Weekly Summary Update of program progress.</p> <p>Provided Quarterly Update of program progress.</p>	None.	<p>Continue to progress project and issue repair work orders.</p> <p>Continue real-time leak detection identification.</p> <p>Continue PM Field Related Activities.</p>
5.a.iv Distribution System Leaks – Find and Fix	Consultant progressing work. Addendum 1 under development for additional projects.	Management of Identification and Repair of Major Water System Leaks	Stantec	<p>48-inch main break on former Colonial Country Club</p> <p>Project complete.</p>	<p>48-inch main break on former Colonial Country Club</p> <p>Multiple rain events and depth of main break delayed completion of the project.</p> <p>Depth of break on above required additional equipment to be sourced and brought in.</p>	<p>48-inch main break on former Colonial Country Club</p> <p>Project complete.</p>

PPL. Description	Status Change Quarter Ending December 31, 2023	Task Order(s) Quarter Ending December 31, 2023		Summary of Work Quarter Ending December 31, 2023	Summary of Delays Encountered	Projection of Work Quarter Ending March 31, 2024
				<p>48-inch ARV leak on East Beasley Road</p> <p>A new ARV has been installed on the 48-inch water line on East Beasley Road.</p>	<p>48-inch ARV leak on East Beasley Road</p> <p>None.</p>	<p>48-inch ARV leak on East Beasley Road</p> <p>Project complete.</p>
				<p>30-inch main break crossing Town Creek at Fortification and Prentiss Streets</p> <p>Completed design of trenchless crossing plans and specifications.</p> <p>Obtaining permanent and temporary construction easements.</p> <p>Reviewing contractor materials submittals.</p>	<p>30-inch main break crossing Town Creek at Fortification and Prentiss Streets</p> <p>Mobilization time slower than expected.</p> <p>Easement needs to be obtained for a portion of the pipeline alignment.</p>	<p>30-inch main break crossing Town Creek at Fortification and Prentiss Streets</p> <p>Submit design to MSDH for review and approval.</p> <p>Anticipate repairs to begin Jan/ Feb 2024.</p>
				<p>20-inch break on railroad easement south of Fortification Street</p> <p>The bore under the railroad is complete with installation of casing under KCS Railroad.</p>	<p>20-inch break on railroad easement south of Fortification Street</p> <p>Mobilization time slower than expected.</p>	<p>20-inch break on railroad easement south of Fortification Street</p> <p>Anticipate pipeline replacement to be completed January 2024.</p>

PPL. Description	Status Change Quarter Ending December 31, 2023	Task Order(s) Quarter Ending December 31, 2023		Summary of Work Quarter Ending December 31, 2023	Summary of Delays Encountered	Projection of Work Quarter Ending March 31, 2024
				<p>Pipe and Valve Replacement @ Intersection of Prentiss and Fortification</p> <p>UCI mobilized on site and completed utility investigation and condition assessments needed to begin pipe and valve replacement.</p> <p>Obtained KCS Railroad for permit.</p>	<p>Pipe and Valve Replacement @ Intersection of Prentiss and Fortification</p> <p>Condition of pipe and casing under railroad was confirmed during site investigation. It cannot be reused and requires replacement which has delayed the project due to railroad permitting requirements. Anticipate work to begin January 2024.</p> <p>System operation required completion of 20-inch break on railroad easement south of Fortification Street prior to start of replacements.</p>	<p>Pipe and Valve Replacement @ Intersection of Prentiss and Fortification</p> <p>Anticipate work to begin January 2024.</p> <p>The bore at the railroad is scheduled to begin January 8, 2024. The water line replacement in the intersection will begin following completion of the railroad bore.</p>
				<p>Northside Dr 24-inch Valve Replacement and Chastain Dr. Valve Replacements</p> <p>Two new valves and associated piping were installed and site restored.</p>	<p>Northside Dr 24-inch Valve Replacement and Chastain Dr. Valve Replacements</p> <p>None.</p>	<p>Northside Dr 24-inch Valve Replacement and Chastain Dr. Valve Replacements</p> <p>Project complete.</p>

PPL. Description	Status Change Quarter Ending December 31, 2023	Task Order(s) Quarter Ending December 31, 2023		Summary of Work Quarter Ending December 31, 2023	Summary of Delays Encountered	Projection of Work Quarter Ending March 31, 2024
				<p>20-inch Pipe Replacement Emergency (Fortification - Palmyra to Prentiss)</p> <p>A new 20-inch valve and associated piping were installed. Surface pavement restoration pending warmer weather.</p>	<p>20-inch Pipe Replacement Emergency (Fortification - Palmyra to Prentiss)</p> <p>None.</p>	<p>20-inch Pipe Replacement Emergency (Fortification - Palmyra to Prentiss)</p> <p>Pave road and restore traffic.</p>
				<p>20-inch Pipe Replacement Design (Fortification - Prentiss to I-220)</p> <p>Completed site survey and geotechnical investigations.</p> <p>Stantec is working on a preliminary alignment study to replace pipeline.</p> <p>Stantec preparing pothole plan.</p>	<p>20-inch Pipe Replacement Design (Fortification - Prentiss to I-220)</p> <p>Railroad easement access permissions and permits need to be obtained.</p> <p>Easement needs to be obtained for a portion of the alignment.</p> <p>Survey delayed.</p>	<p>20-inch Pipe Replacement Design (Fortification - Prentiss to I-220)</p> <p>Railroad easement access permissions and permits need to be obtained.</p> <p>Easement needs to be obtained for a portion of the alignment.</p>

PPL. Description	Status Change Quarter Ending December 31, 2023	Task Order(s) Quarter Ending December 31, 2023		Summary of Work Quarter Ending December 31, 2023	Summary of Delays Encountered	Projection of Work Quarter Ending March 31, 2024
				<p>20-inch Pipe Design (Gallatin & McDowell)</p> <p>Completed site survey and geotechnical investigations.</p> <p>Stantec prepared preliminary alignment study to replace pipeline.</p> <p>Stantec preparing plan of profile of pipeline replacement plans.</p>	<p>20-inch Pipe Design (Gallatin & McDowell)</p> <p>Railroad easement access permissions and permits need to be obtained.</p> <p>Structural analysis of existing aerial crossing.</p> <p>Testing of existing 48-inch parallel pipeline</p>	<p>20-inch Pipe Design (Gallatin & McDowell)</p> <p>Complete design and specifications for bidding and procure Contractor.</p> <p>Anticipate repairs to begin October 2024.</p>
				<p>20-inch Pipe Design (Siwell Rd - McCluer St to Terry Rd)</p> <p>Stantec design proposal approved.</p> <p>Site survey subcontracted.</p>	<p>20-inch Pipe Design (Siwell Rd - McCluer St to Terry Rd)</p> <p>None.</p>	<p>20-inch Pipe Design (Siwell Rd - McCluer St to Terry Rd)</p> <p>Complete design and specifications for bidding and procure Contractor.</p> <p>Anticipate repairs to begin November 2024.</p>
				<p>48-inch Pipe Design (West St and Rankin Rd)</p> <p>Stantec design proposal approved.</p> <p>Site survey and geotechnical investigations subcontracted.</p>	<p>48-inch Pipe Design (West St and Rankin Rd)</p> <p>Railroad easement access permissions and permits need to be obtained.</p>	<p>48-inch Pipe Design (West St and Rankin Rd)</p> <p>Complete design and specifications for bidding and procure Contractor.</p> <p>Anticipate repairs to begin December 2024.</p>
				<p>Sampling Station Replacements</p> <p>Stantec has prepared three bid packages to replace all sampling sites through the water system.</p> <p>Project bid and recommendations for award sent to JXN Water.</p>	<p>Sampling Station Replacements</p> <p>Funding allocation was delayed.</p>	<p>Sampling Station Replacements</p> <p>JXN Water to award to Contractor.</p> <p>Anticipate Repairs to begin Jan/ Feb 2024 assuming funding is available.</p>

PPL. Description	Status Change Quarter Ending December 31, 2023	Task Order(s) Quarter Ending December 31, 2023		Summary of Work Quarter Ending December 31, 2023	Summary of Delays Encountered	Projection of Work Quarter Ending March 31, 2024
				<p>Valve and Hydrant Replacements</p> <p>Stantec is working with condition assessment team to identify replacements.</p> <p>Stantec is preparing bid packages to replace all non-operational valves through the water system, starting with the large diameter valves.</p>	<p>Valve and Hydrant Replacements</p> <p>Condition Assessment Completion.</p> <p>Funding allocation was delayed.</p>	<p>Valve and Hydrant Replacements</p> <p>JXN Water to bid project and award Contractor(s).</p> <p>Large diameter valve replacements to be awarded to Wicker construction.</p> <p>Anticipate repairs to begin Jan/ Feb 2024 assuming funding is available.</p>
				<p>Management Valve Repair Program</p> <p>Initial assessment of 11 altitude valves completed.</p> <p>Developed scope of work to replace the altitude valve at Chastain Tank.</p> <p>UCI was selected to perform the work.</p> <p>UCI began work to replace the altitude valve and all associated pipe September 2023.</p> <p>Stantec has been directed to develop plans to replace all ineffective altitude valves.</p> <p>Chastain tank altitude valve replacement completed November 2023.</p>	<p>Management Valve Repair Program</p> <p>Valves testing is on hold until sufficient system pressures can allow tanks to overflow to evaluate the valve performance.</p>	<p>Management Valve Repair Program</p> <p>Anticipate having level of effort for additional altitude valve replacement in Q1 2024.</p>

PPL. Description	Status Change Quarter Ending December 31, 2023	Task Order(s) Quarter Ending December 31, 2023	Summary of Work Quarter Ending December 31, 2023	Summary of Delays Encountered	Projection of Work Quarter Ending March 31, 2024
			<p>Distribution System Ongoing Construction Support</p> <p>Oversight over two projects: Riverside Drive Improvements, and 48-inch transmission line installation.</p> <p>Received railroad bore permit for 48-inch transmission main.</p> <p>Railroad bore failed. The designed path is being abandoned and the project route is being reconsidered.</p> <p>36-inch water line completion is delayed due to system issues preventing the temporary shut off on the existing 36-inch pipe.</p>	<p>Distribution System Ongoing Construction Support</p> <p>Railroad permit, resolved during this quarter.</p> <p>Railroad bore failed. The designed route must be revised.</p>	<p>Distribution System Ongoing Construction Support</p> <p>36-inch water main tie-in Riverside Drive, to be scheduled when the water system is stable enough to allow for a temporary shut off of the existing 36-inch pipe.</p> <p>Commissioning of the completed portions of the 48-inch transmission main expected Q1 2024.</p> <p>Design changes to the original 48-inch water line route being considered by design team.</p>
			<p>Merit Hospital Fire Line Connection Pipeline Design (Project No. 2309) - 5 Percent</p> <p>Stantec received approval from JXN Water on design scope and fee.</p> <p>Permanent easement work has started.</p> <p>Survey to begin once easement location is finalized.</p>	<p>Design (Project No. 2309) - 5 Percent</p> <p>Pipeline easement on private property will require coordination and acquisition.</p>	<p>(Project No. 2309) - 5 Percent</p> <p>Anticipate resolution of the property easement issues by Jan 2024.</p>

PPL. Description	Status Change Quarter Ending December 31, 2023	Task Order(s) Quarter Ending December 31, 2023		Summary of Work Quarter Ending December 31, 2023	Summary of Delays Encountered	Projection of Work Quarter Ending March 31, 2024
5.a.iv Distribution System Small Main Replacement	Consultant progressing work.	Development of Engineering Standard Details and Specifications for 2-Inch Water Main Replacement Pilot Project Management of Leak Detection and Repair Program.	Stantec	<p>Pilot Project</p> <p>Pilot Project plans and specifications completed and MSDH approval obtained.</p> <p>Pilot project bidding has been completed and Contractor negotiations started.</p> <p>In discussion with JXN Water and contractor to award project.</p> <p>Water line potholing in Choctaw Village completed.</p>	<p>Pilot Project</p> <p>Choctaw Village - Sewer lines adjacent to waterline replacements have been inspected using CCTV, and manhole inspections have been completed. Waiting on recommendations for replacement to begin sewer design.</p> <p>SRF Funding</p>	<p>Pilot Project</p> <p>Award Pilot project and begin construction. Anticipate construction to begin February 2024.</p> <p>Design and specifications will be completed for Choctaw Village, and the project will be competitively bid. Anticipate construction to begin June 2024 assuming funding is available.</p>
				<p>Broadmoor Area Water & Sewer Replacement Design (Project No. 2311) - 1 percent</p> <p>Stantec is preparing design scope and fee.</p> <p>Not a contracted project yet.</p>	<p>Broadmoor Area Water & Sewer Replacement Design (Project No. 2311) - 1 percent</p> <p>None.</p>	<p>Broadmoor Area Water & Sewer Replacement Design (Project No. 2311) - 1 percent</p> <p>Anticipate project NTP in Q1 2024.</p>
				<p>Brown Street Water & Sewer Replacement Design (Project No. 2312)</p> <p>Stantec is preparing design scope and fee.</p> <p>Not a contracted project yet.</p>	<p>Brown Street Water & Sewer Replacement Design (Project No. 2312)</p> <p>None.</p>	<p>Brown Street Water & Sewer Replacement Design (Project No. 2312)</p> <p>Anticipate construction to begin November 2024.</p>
				<p>East Oak Forest/Emerald Hills/Emerald Acres Water & Sewer Replacement Design (Project No. 2322)</p> <p>Stantec is preparing design scope and fee. Not a contracted project yet.</p> <p>Potholing to confirm line size and location.</p>	<p>East Oak Forest/Emerald Hills/Emerald Acres Water & Sewer Replacement Design (Project No. 2322)</p> <p>SRF Funding</p>	<p>East Oak Forest/Emerald Hills/Emerald Acres Water & Sewer Replacement Design (Project No. 2322)</p> <p>Anticipate construction to begin December 2024.</p>

PPL. Description	Status Change Quarter Ending December 31, 2023	Task Order(s) Quarter Ending December 31, 2023	Summary of Work Quarter Ending December 31, 2023	Summary of Delays Encountered	Projection of Work Quarter Ending March 31, 2024
			<p>Oakdale Water & Sewer Replacement Design (Project No. 2323)</p> <p>Stantec is preparing design scope and fee.</p> <p>Not a contracted project yet.</p> <p>Potholing to confirm line size and location.</p>	<p>Oakdale Water & Sewer Replacement Design (Project No. 2323)</p> <p>SRF Funding</p>	<p>Oakdale Water & Sewer Replacement Design (Project No. 2323)</p> <p>Anticipate construction to begin December 2024.</p>
			<p>Westside Park Water & Sewer Replacement Design (Project No. 2327)</p> <p>Stantec is preparing design scope and fee.</p> <p>Not a contracted project yet.</p> <p>Potholing to confirm line size and location.</p>	<p>Westside Park Water & Sewer Replacement Design (Project No. 2327)</p> <p>SRF Funding</p>	<p>Westside Park Water & Sewer Replacement Design (Project No. 2327)</p> <p>Anticipate construction to begin December 2024.</p>
			<p>Surface Restoration Projects Water & Sewer Replacement Design (Project No. 2328)</p> <p>Stantec is preparing design scope and fee.</p> <p>Not a contracted project yet.</p> <p>Potholing to confirm line size and location</p>	<p>Surface Restoration Projects Water & Sewer Replacement Design (Project No. 2328)</p> <p>SRF Funding</p>	<p>Surface Restoration Projects Water & Sewer Replacement Design (Project No. 2328)</p> <p>Anticipate construction to begin December 2024.</p>
			<p>Briarwood Water & Sewer Replacement Design (Project No. 2329)</p> <p>Stantec is preparing design scope and fee. Not a contracted project yet.</p> <p>Potholing to confirm line size and location.</p>	<p>Briarwood Water & Sewer Replacement Design (Project No. 2329)</p> <p>SRF Funding</p>	<p>Briarwood Water & Sewer Replacement Design (Project No. 2329)</p> <p>Anticipate construction to begin December 2024.</p>

PPL. Description	Status Change Quarter Ending December 31, 2023	Task Order(s) Quarter Ending December 31, 2023		Summary of Work Quarter Ending December 31, 2023	Summary of Delays Encountered	Projection of Work Quarter Ending March 31, 2024
				<p>Canton Heights Road & North Colony Water & Sewer Replacement Design (Project No. 2330)</p> <p>Stantec is preparing design scope and fee.</p> <p>Not a contracted project yet.</p> <p>Potholing to confirm line size and location.</p>	<p>Canton Heights Road & North Colony Water & Sewer Replacement Design (Project No. 2330)</p> <p>SRF Funding</p>	<p>Canton Heights Road & North Colony Water & Sewer Replacement Design (Project No. 2330)</p> <p>Anticipate construction to begin December 2024.</p>
5.a.v Lead Service Lines Inventory	Consultant progressing work.	Management and field services in detecting and inventorying of lead service lines.	Stantec	<p>Public outreach materials finalized. Door hangers distributed to addresses.</p> <p>407 potholes dug at 140 sites (schools and residential/commercial properties).</p> <p>Coordination meetings with Blue Conduit (predictive modeling), ACE Pipe Cleaning (potholing contractor), HDR (public relations), and Jacobs (water quality testing).</p> <p>LSL dashboard reconfigured to include additional filters such as address type, pothole location (public, private, or gooseneck) and a date range.</p> <p>One public-side lead service line replaced from the meter to the water main.</p> <p>First batch of results given to Blue Conduit. Second batch received.</p>	<p>Locating goosenecks/connectors at the water main has proven to exhaust a lot of time, especially when crews are having difficulty locating the water main in the street. Moving forward, when this is the instance, the crews will skip the gooseneck pothole to maintain expected progress.</p>	<p>ACE Pipe Cleaning (potholing contractor to begin second iteration of potholing and testing locations).</p> <p>SOP development for when lead is encountered.</p>

PPL. Description	Status Change Quarter Ending December 31, 2023	Task Order(s) Quarter Ending December 31, 2023		Summary of Work Quarter Ending December 31, 2023	Summary of Delays Encountered	Projection of Work Quarter Ending March 31, 2024
5.a.vi Program Support Services	Consultant progressing work.	Technical support in the analysis, development, and implementation of new water rates. Development of a contractor prequalification application and bidding instructions to prospective bidders.	Stantec	<p>Water Rate Modeling</p> <p>Finalized pricing model calculations based on current data using base/developed area and shared with JXN Water.</p> <p>Developed billing database/file with billing determinants, rates, and other information for integration into billing system.</p> <p>Worked with Horne & BOSS to map premise-based property characteristics to billing data.</p> <p>Participated in weekly calls with the Horne & BOSS team to ensure data remained useable for billing purposes, analyses of revenue generation from rates, and for potential overlap and collaboration opportunities with other Stantec task orders.</p>	None.	Update rate modeling with latest billing data refined by Horne & BOSS team.
				<p>Contract Administration Support</p> <p>Completed documentation for procurement and bidding.</p> <p>Draft documents compiled and submitted to JXN Water for review.</p> <p>Identified and reviewed online bidding services.</p>	None.	Complete standards and integrate process with JXN Water for implementation.

PPL. Description	Status Change Quarter Ending December 31, 2023	Task Order(s) Quarter Ending December 31, 2023	Summary of Work Quarter Ending December 31, 2023	Summary of Delays Encountered	Projection of Work Quarter Ending March 31, 2024
			<p>Field GIS verification and location logging of the recently installed water meters.</p> <p>Scope approved and received NTP.</p> <p>Trained field personnel in Jackson October 18-20, 2023.</p> <p>Began collecting Meter Verification data on October 23, 2023.</p> <p>Worked with SOL to closely monitor and tweak the data collection process.</p> <p>Built dashboards for both SOL Engineering and Stantec to track KPI's.</p> <p>Successfully verified 33,253 meters.</p> <p>Identified 2,893 potential inaccessible meters and are working on processes for reconciling these.</p> <p>Collected 3,840 verifications with invalid accuracy due to a combination of user error and miscommunication. Stantec conducted a follow-up training to address this issue and is developing a process to collect valid locations for these meters.</p>	<p>Crews required iterative training and more assistance than anticipated during the project ramp-up.</p>	<p>Complete first pass of meter verifications – verify all remaining easily accessible meters.</p> <p>Develop a plan for verifying all previously inaccessible meters.</p> <p>Stantec team will begin performing reshoots for the 3,840 meters with invalid accuracy.</p>
			<p>Procurement Support</p> <p>Reviewed online bidding support services that would digitize most of the prequalification and bidding process. One service was recommended by Stantec to begin contract negotiations with JXN Water.</p>	<p>None.</p>	<p>Finalize contractor prequalification application and bidding instructions per JXN Water comments.</p> <p>Support JXN Water in implementing online bidding support service.</p>

PPL. Description	Status Change Quarter Ending December 31, 2023	Task Order(s) Quarter Ending December 31, 2023		Summary of Work Quarter Ending December 31, 2023	Summary of Delays Encountered	Projection of Work Quarter Ending March 31, 2024
5.a.vi Corrosion Control Renewal	Consultant progressing work.	Review of Designs and Related Studies (Task Order #7) Corrosion Control Desktop Study (Task Order #5) Corrosion Control Desktop Study (Task Order #5 Amendment #1)	Jacobs	<p>Desk-top Study:</p> <p>Revised plan for distribution system sampling following security incident and then conducted all field sampling activities in October and November 2023. Received all field sampling data back from contract laboratory and compiled for presentation to JXN Water.</p> <p>Continued gathering historical data and information to support desk-top study.</p> <p>Performed assessment of all collected water quality data and presented findings to JXN Water at data review workshop on 12/21/2023. Finalized modelling scenarios with JXN Water for next phase of desk-top study.</p> <p>Corrosion Control Treatment:</p> <p>Prepared draft conceptual design and associated technical memorandum to outline the plan for implementing liquid lime with carbon dioxide at OBC as modified CCT. Submitted draft conceptual design and letter to MSDH for consideration of CCT interim corrosion control modification. This letter included requested revision to WQPs for JHF to achieve consistency in pH requirements across the surface water system.</p> <p>Began schematic design activities for liquid lime and CO₂ design to expedite construction pending MSDH approval of CCT modification proposal.</p>	<p>Desk-top study:</p> <p>No additional delays beyond those outlined in prior quarterly report pertaining to lack of available historical data and required efforts for data collection and sampling delays due to security issue in field.</p> <p>Corrosion Control Treatment:</p> <p>Schedule for implementation of liquid lime and CO₂ for OBC dependent on MSDH approval timeline to initiate equipment procurement.</p>	<p>Desktop Study:</p> <p>Conduct desktop corrosion control modelling efforts and prepare draft of desk-top corrosion control study report. Coordinate with JXN Water on continued collection of expanded distribution system water quality data.</p> <p>Corrosion Control Treatment:</p> <p>Coordinate with MSDH on review of liquid lime and CO₂ concept design and JHF WQP modifications.</p> <p>Assuming MSDH CCT approval, continue advancing liquid lime system design and pre-procure liquid lime system equipment and tankage for expediting installation of the expanded liquid lime system. Coordinate with CMAR during design.</p> <p>Continue optimization of JHF liquid lime and CO₂ system performance.</p> <p>Develop holistic plan for compliance with Lead and Copper Rule Revision and Lead and Copper Rule Improvements regulations.</p>

PPL Description	Status Change Quarter Ending December 31, 2023	Task Order(s) Quarter Ending December 31, 2023		Summary of Work Quarter Ending December 31, 2023	Summary of Delays Encountered	Projection of Work Quarter Ending March 31, 2024
				<p>Coordinated with vendor on liquid lime system proposal for inclusion in concept design memorandum and use in equipment procurement. (NOTE: Liquid Lime Design status included under PPL #3 Corrosion Control - OBC Liquid Lime)</p> <p>Continued optimization of liquid lime and CO₂ feed performance at JHF WTP.</p>		
	Consultant progressing work.	Third Party Review of Corrosion Control Desktop Assessment (Task Order #4)	HDR	Reviewed provided documents from Jacobs and attended desktop study data review meeting on 12/21/2023.	None.	Complete a third-party review of Jacob's draft corrosion control desktop assessment and attend subsequent review workshop.

FIGURE 52 STATUS UPDATES TO PRIORITY PROJECT 6

PPL. Description	Status Change Quarter Ending December 30, 2023	Task Order(s) Quarter Ending December 31, 2023	Summary of Work Quarter Ending December 31, 2023	Summary of Delays Encountered	Projection of Work Quarter Ending March 31, 2024
6. System Stabilization/ Sustainability Plan – Water Treatment Plants, Wells, and Tanks Capital Improvement Plan	Consultant progressing work.	None, initial planning work progressing under existing task order.	Jacobs Developed and delivered final prioritized capital improvement plan based assessment of process, hydraulics, condition, and maintenance related items. Issued a Request for Proposal and selected a Construction Manager at Risk (CMAR) to oversee the capital improvement plan construction delivery – specifically the stabilization and improvements for the WTPs.	None.	Update CIP based on additional information and assessments on WTP and wells and assessment of tanks. Prioritize projects and develop a cost-loaded schedule for projected capital outlays. CMAR will perform pre-construction and mobilization for Capital Improvement Plan activities. Initiate evaluation and develop design improvement plans for existing potable well sites. Initiate feasibility assessment for JHF conversion to Pump Station.

FIGURE 53 STATUS UPDATES TO PRIORITY PROJECT 7

PPL. Description	Status Change Quarter Ending December 31, 2023	Task Order(s) Quarter Ending December 31, 2023	Summary of Work Quarter Ending December 31, 2023	Summary of Delays Encountered	Projection of Work Quarter Ending March 31, 2024
7. SCADA Improvements	Consultant progressing work.	SCADA, Operational Technology and Cybersecurity Schematic Design (PSA Task Order #6).	Jacobs Initiated Schematic Design Report (30% Design effort). Prepared draft Work Plan to outline list of work items to be included in the project.	None.	Finalize and submit Work Plan Complete 30% Schematic Design effort.

FIGURE 54 STATUS UPDATES TO PRIORITY PROJECTS 8 & 9

PPL. Description	Status Change Quarter Ending December 31, 2023	Task Order(s) Quarter Ending December 31, 2023		Summary of Work Quarter Ending December 31, 2023	Summary of Delays Encountered	Projection of Work Quarter Ending March 31, 2024
<p>8,9. OBC and JHF Chemical Feed Improvements (including Chlorine System Replacement at OBC)</p>	<p>Consultant progressing work</p>	<p>Replacement of O.B. Curtis Chemical Feed Building System – Basis of Design</p> <p>Replacement of O.B. Curtis Chemical Feed Building System Change Order #2 - Survey and subsurface utility evaluation (SUE) will be required. The additional effort includes the following items: complete topographic, planimetric and Level C SUE of the entire O.B. Curtis WTP site.</p> <p>Replacement of O.B. Curtis Chemical Feed Building System Change Order #3 - Incorporation of additional geotechnical borings and geotechnical report to support design of chemical feed systems.</p> <p>Task Order #1 Amendment #1 – Continue design through final design, including CMAR construction document production. Both chlorination system and ammonia system included in the design project.</p>	<p>HDR</p>	<p>Submitted final BODR and 30% drawings.</p> <p>Submitted 60% design submission.</p> <p>Submitted draft De Nora procurement documents for review.</p> <p>Attended De Nora comment review meeting on procurement documents.</p> <p>Continued coordination with De Nora on the procurement of their onsite hypochlorite generation system.</p> <p>Submitted notes and photographs from the onsite hypochlorite generation site visits.</p> <p>Completed a survey of the chemical piping inside the existing chemical chases.</p> <p>Completed additional survey of the raw water pump station, sedimentation basins, and filter structure for Jacobs.</p> <p>Finalized plant survey with existing utility record drawings.</p> <p>Assisted with JXN Water CMAR procurement document review.</p> <p>Continued to meet biweekly with Jacobs to coordinate activities.</p> <p>Met weekly with HDR project leadership to report on project status.</p> <p>Prepared and conducted 2-day 60% review workshop.</p> <p>Submitted draft 60% review workshop meeting notes.</p> <p>Field confirmed chemical pipe routing and dosing locations.</p> <p>Submitted final De Nora procurement documents.</p>	<p>Additional scope added to include the replacement of the chlorine and ammonia gas systems. These changes have lengthened the design schedule and increased overall design fee. An amendment was executed to progress the design from 30% to 100%.</p> <p>CMAR was selected by JXN Water to deliver the project. It is unknown at this time if any delays will occur.</p>	<p>Respond to JXN Water and Jacobs 60% review comments.</p> <p>Continue progressing design to 90%.</p> <p>Meet with CMAR to discuss early equipment procurement, design, and maintenance of plant operations.</p> <p>Prepare and conduct 2-day workshop to review 90% design.</p> <p>Prepare drawing for 100% submittal.</p>

FIGURE 55 STATUS UPDATES TO PRIORITY PROJECT 11

PPL. Description	Status Change Quarter Ending December 31, 2023	Task Order(s) Quarter Ending December 31, 2023		Summary of Work Quarter Ending December 31, 2023	Summary of Delays Encountered	Projection of Work Quarter Ending March 31, 2024
11. Performance Evaluation and Redundancy Plant Treatment Processes Restoration	Subject work completed.	Operations Evaluation at OBC and JHF – Phase 1 (MSA Task Order #3)	Jacobs	Visually assessed major (parent) WTP assets. Did not perform predictive testing because of upstream and downstream equipment unknowns and sensitivity to WTP upsets.	None.	None. Phase 1 complete in Q1 2023.
		Condition Assessment at OBC – Phase 1 (MSA Task Order #2)	Jacobs			
11. Source Water Quality/Treatability Characterization Study (OBC and Barnett Reservoir)	Consultant progressing work	OBC Raw Water Characterization and Treatability Study (Task Order #6) Process Hydraulic Assessments at OBC and JHF and JHF and OBC Raw Water Characterization and Treatability Study (Amendment 1)	Jacobs	Completed raw water characterization and treatability study at both WTPs and prepared draft Report. Completed process assessment at both WTP and issued final report to JXN Water. Progressed hydraulic models of both WTPs.	None.	Finalize Raw Water Characterization and Treatability Study Report. Complete dynamic simulation model for both WTPs and prepare Technical Memorandum.

PPL. Description	Status Change Quarter Ending December 31, 2023	Task Order(s) Quarter Ending December 31, 2023		Summary of Work Quarter Ending December 31, 2023	Summary of Delays Encountered	Projection of Work Quarter Ending March 31, 2024
<p>11.a.g. OBC Filter Conventional and Membrane</p>	<p>Contractor progressing work</p>	<p>Filter Rehabilitation Contract for OBC OBC Filter Rehabilitation – Change Order #1 - Valve and Actuator Manufacturer Change and Sediment Basin Drain Line Scope Reduction OBC Filter Rehabilitation – Change Order #2 -Incorporation of ARPA Language</p>	<p>Hemphill</p>	<p>Filter 5 – Filter cell rehabilitation Progressed the construction project, with the removal of existing filter media. All valves and actuators have been released for procurement. Started demolition and disposal of the existing clay underdrain system. Temporary sludge removal system installation Finalized approach to equipment procurement to mitigate delays due to long lead times. Continued to progress design of sludge removal and effluent launder system. Working through key constructability issues related to operational shutdown windows at the WTP. Membrane Cassette Replacement (through Jacobs OM Contract) Initiated procurement of 2 membrane cassettes from manufacturer.</p>	<p>Working through constructability issues with removal and replacement of sludge system. Working through long lead times for procurement of valves.</p>	<p>Filter 5 – Filter Cell Rehabilitation Progress the construction project. Work will begin on demo and disposal of the existing clay underdrain system. Temporary sludge removal system installation Complete design, incorporating constructability comments. Initiate equipment procurement. Membrane Cassette Replacement (through Jacobs OM Contract) Receive membrane cassettes and install.</p>

PPL. Description	Status Change Quarter Ending December 31, 2023	Task Order(s) Quarter Ending December 31, 2023		Summary of Work Quarter Ending December 31, 2023	Summary of Delays Encountered	Projection of Work Quarter Ending March 31, 2024
11.g JHF Filters	Project construction is completed.	<p>JHF Filters 24 and 26 Contract</p> <p>JHF Filters 24 and 26 Change Order # 1 – Concrete Crack and Leak Repair</p> <p>JHF Filters 24 and 26 Change Order # 2 – Filter to Waste Tie-in to Waste Gullet and 30-inch Backwash Valve Replacement</p> <p>JHF Filters 24 and 26 Change Order # 3 – Final Reconciliation Change Order</p>	Hemphill	Construction is complete and MSDH has completed their walkthrough, closeout is pending.	Change Order 01 and 02 added 89 days to the contract.	Project construction is completed. Administrative project closeout.
11.j OBC High Service Pump VFD	Consultant progressing work.	Engineering/Design Support and Existing Contract Redesign Services (Task Order #4)	Jacobs	<p>Performed assessments of the OBC high-service pump station (HSPS) pumps and motors for operation on variable-frequency drives (VFDs) to mitigate the existing distribution system pressure.</p> <p>Issued technical memorandum on recommendations to JXN Water. Received approval from JXN Water to proceed with recommendations.</p>	None.	Progress design development phase, pump motor vibration analysis, and finite element assessment.

FIGURE 56 STATUS UPDATES TO PRIORITY PROJECT 12

PPL. Description	Status Change Quarter Ending December 31, 2023	Task Order(s) Quarter Ending December 31, 2023		Summary of Work Quarter Ending December 31, 2023	Summary of Delays Encountered	Projection of Work Quarter Ending March 31, 2024
12. Sludge Assessment at Finished Water Storage Facilities	Work paused due to plant production demands.	Engineering/ Design Support and Existing Contract Redesign Services (Task Order #4)	Jacobs	During previous quarter, it was determined that time requirements to complete inspection of facilities exceed available operational window to shut plant down to allow safe inspection. This status continues as the distribution system is still undergoing significant stabilization efforts. Distribution system stability will continue to be monitored and inspection will be undertaken when it is deemed suitable to ensure both inspector safety and uninterrupted service to the distribution system. The assessment, risk to operations and long-term recommendations outlined in summary memo.	Determined time requirements to complete inspection of facilities exceed available operational window to shut plant down to allow safe inspection.	Continue to monitor distribution system stability for appropriate time to shut down individual clearwells to allow for inspection.

FIGURE 57 STATUS UPDATES TO PRIORITY PROJECT 13

PPL. Description	Status Change Quarter Ending December 31, 2023	Task Order(s) Quarter Ending December 31, 2023		Summary of Work Quarter Ending December 31, 2023	Summary of Delays Encountered	Projection of Work Quarter Ending March 31, 2024
13. OBC Electrical Resiliency and Reliability Evaluation	Consultant progressing work.	O.B. Curtis WTP Electrical System Reliability & Resiliency Evaluation (Task Order #3)	HDR	Completed electrical site equipment evaluation. Submitted draft electrical resiliency technical memorandum	None	Finalize electrical resiliency technical memorandum. Initiate design of selected improvements to improve resiliency and reliability of electrical systems.

FIGURE 58 STATUS UPDATES TO OTHER PROJECTS

PPL. Description	Status Change Quarter Ending December 31, 2023	Task Order(s) Quarter Ending December 31, 2023		Summary of Work Quarter Ending December 31, 2023	Summary of Delays Encountered	Projection of Work Quarter Ending March 31, 2024
Plant Operations Program Management	Consultant progressing work	<p>Jackson Water Program Management Support (Task Order #2)</p> <p>Jackson Water Program Management Support (Task Order #2 Amendment #1)</p>	Jacobs	<p>Organized and managed review of submittals and recommendation for selection of a construction manager at risk (CMAR) to construct planned capital projects.</p> <p>Initiated and progressed preparation for initiation of the construction phase.</p> <p>Maintained previously implemented governance framework through regular executive meetings with JXN Water.</p> <p>Completed workflows and tools for various processes including construction management, quality, engineering project delivery, etc.</p> <p>Provided immediate engineering management services to expedite delivery of ongoing work including SCADA, CIP development, JHF ammonia tank location evaluation, entrance road evaluation to OBC, CT tracer study, and surface to well conversion.</p> <p>Prepared and delivered progress performance reports, updated dashboard, and program schedule.</p> <p>Continued providing communications support and coordination to JXN Water.</p>	None.	<p>Complete implementation of construction phase tools and processes.</p> <p>Continue managing delivery of services according to established processes and tools.</p> <p>Continue to improve processes and tools as needed to increase delivery efficiency.</p> <p>Manage and administer construction phase services.</p> <p>Continue updates of schedules, progress reports and dashboard.</p> <p>Continue communications support and coordination with JXN Water.</p>
Forrest Hill Surface to Well Conversion	Subject work completed.	Engineering/ Design Support and Existing Contract Redesign Services (Task Order #4)	Jacobs	<p>Performed successful completion to transfer of 185 connections in the Forest Hill Road Corridor Windsor subdivision and 15 connections along Forest Hill Rd. from the surface water system to the well system and improved water pressures and reliability of water supply in the area.</p> <p>Issued final water quality and hydraulic technical memorandums to JXN Water.</p>	None.	<p>Complete post-conversion sampling and analysis.</p> <p>Prepare final report summarizing results of post-conversion sampling and analysis effort.</p>

PPL. Description	Status Change Quarter Ending December 31, 2023	Task Order(s) Quarter Ending December 31, 2023		Summary of Work Quarter Ending December 31, 2023	Summary of Delays Encountered	Projection of Work Quarter Ending March 31, 2024
Strategic Communications Strategy and Consultation	Consultant progressing work	Issued task order for communications strategy support.	HDR	<p>Created videos for community updates, Preparing for Cold Weather, New Rates, News Stock Footage and B-Roll, Chastain Tank Altitude, Ways to Pay.</p> <p>Managed all media relations, social media, and JXNWater.com content updates.</p> <p>Managed communication, strategy, messaging, talking points and public education/engagement.</p> <p>Managed Quarterly Public Meeting support (November).</p> <p>Managed Social Impact Strategist onboarding and supervision support.</p> <p>Met weekly/daily with JXN Water leadership.</p> <p>Planned 2024 WLBT Paid Media Campaign.</p> <p>Supported as-needed direct mail, public notice mailings and ITPM appearances.</p> <p>Provided as-needed communications and graphic design support.</p>	None	<p>Coordinate JXN Water content for DOH, City of Jackson and EPA webpages.</p> <p>Launch paid media campaign for Spanish-speaking households (TV, radio, in-person).</p> <p>Launch priority project dashboard and financial dashboards.</p> <p>Launch Water Academy.</p> <p>Manage direct mail newsletters for customer updates.</p> <p>Manage earned, owned, shared and paid media campaigns.</p> <p>Prepare community presentations and support quarterly public meeting.</p> <p>Support Capitol Day, Doing Business with JXN event and quarterly public meeting.</p> <p>Update JXNWater.com</p>

PPL. Description	Status Change Quarter Ending December 31, 2023	Task Order(s) Quarter Ending December 31, 2023		Summary of Work Quarter Ending December 31, 2023	Summary of Delays Encountered	Projection of Work Quarter Ending March 31, 2024
Construction Management Services for OBC and JHF	Consultant progressing work.	Construction Management Services for OBC Winterization and JHF Corrosion Control (Task Order #7) Amendment #1 to Construction Management Services (Task Order#7) General Construction Management Services (Task Order #3)	Jacobs	<p>Progressed onboarding of the CMAR.</p> <p>Continued improving, updating, and using construction project management system (Trimble ProjectSight).</p> <p>Monitored payment process to identify payment issues.</p> <p>Continued construction site visits for observation and inspection.</p> <p>Continued contract administration including payment application review, submittal reviews, answering RFI's, coordination with Plant Operations, writing requests for change proposals, developing work change directives and change orders.</p> <p>Attended and then conducted monthly construction meetings for each project.</p> <p>Coordinated with contractor, City of Jackson, MSDH SRF Coordinator, and JXN Water on contract payments and close-out activities.</p>	Final payment coordination has experienced delays working through City payment procedures.	<p>Complete all final construction close-out payments and paperwork for OBC Membrane Winterization project, OBC Winterization Project, JHF Corrosion Control, JHF Filter 24 and 26, and JHF Corrosion Control CO₂ Equipment contracts.</p> <p>Provide ongoing construction management services throughout the quarter for the OBC Filter Rehabilitation project and construction efforts related to construction efforts conducted as part of ongoing facility maintenance.</p> <p>Provide ongoing construction management services for the JXN Water CMAR, projected to begin in January 2024.</p>

Notes:

ARV = air release valve

BIM = Building Information Modeling

BODR = Basis of Design Report

CIP = Capital Improvement Plan

CMAR = Construction Manager at Risk

CMMS = Computerized Maintenance Management System

CO₂ = carbon dioxide

GIS = geographic information system

MSDH = Mississippi State Department of Health

NTP = Notice to Proceed

O&M = operations and maintenance

P&ID = piping and instrumentation diagram

QA/QC = quality assurance/quality control

RR = Railroad

SCADA = supervisory control and data acquisition

SOP = standard operating procedure


SRF = State Revolving Fund

TM = technical memorandum(s)

WCD = Work Change Directive

WTP = Water Treatment Plant

Appendix



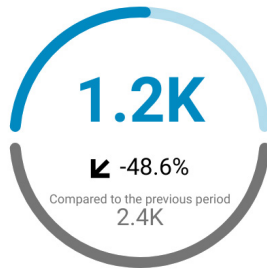
Jackson Water

Media Monitoring Report October - December 2023

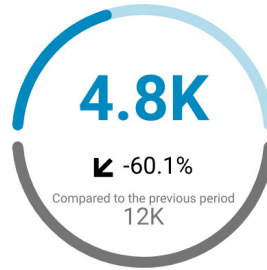


Results Over Time

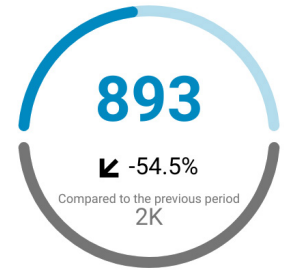
Mentions



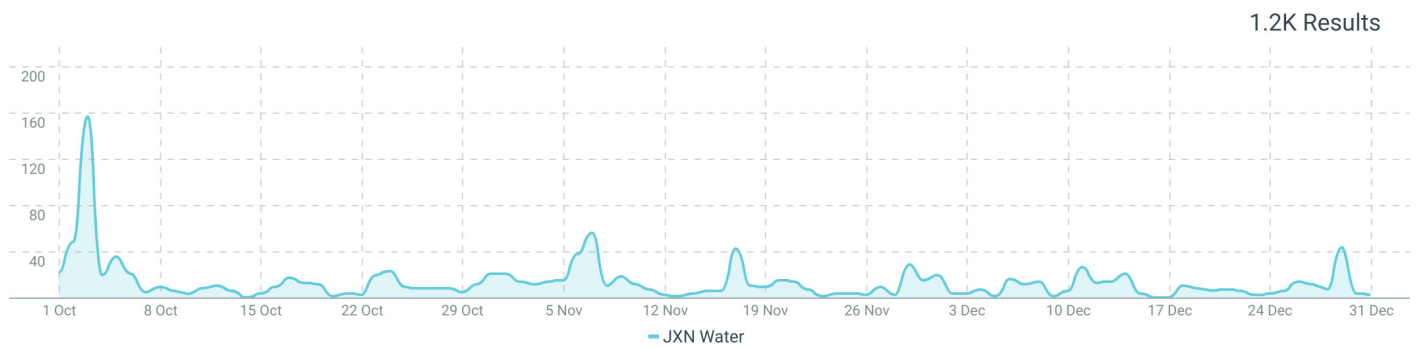
Engagement



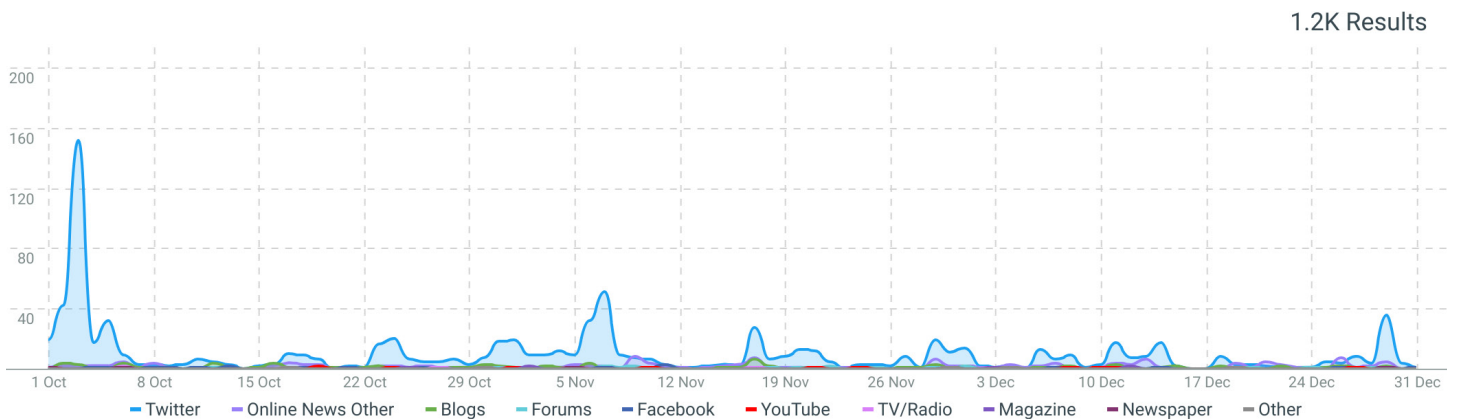
Unique Authors



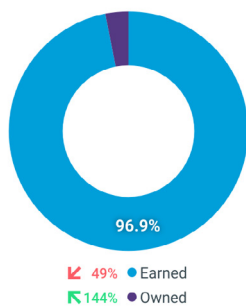
Overall



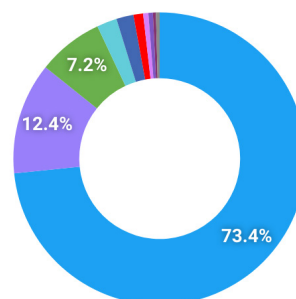
by Media Types



Share of Source Panels



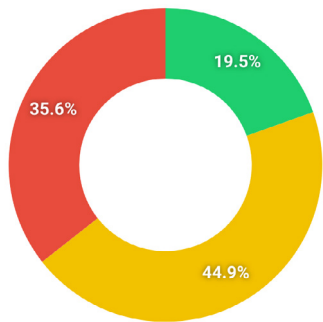
Share of Media Types



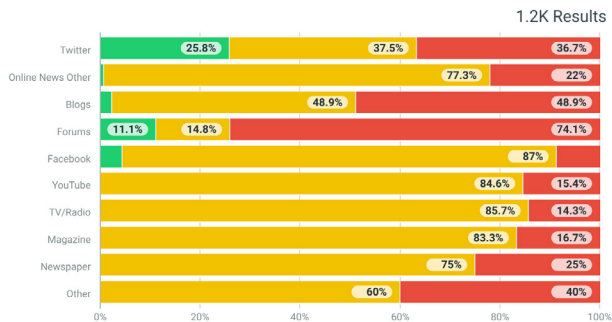
- ↓ 54% ● Twitter
- ↓ 19% ● Online News Other
- ↓ 28% ● Blogs
- ↓ 48% ● Forums
- ↑ 156% ● Facebook
- ↑ 30% ● YouTube
- ↓ 36% ● TV/Radio
- ↓ 60% ● Magazine
- ↓ 71% ● Newspaper
- ↓ 71% ● Other

Sentiment

Share of Sentiment

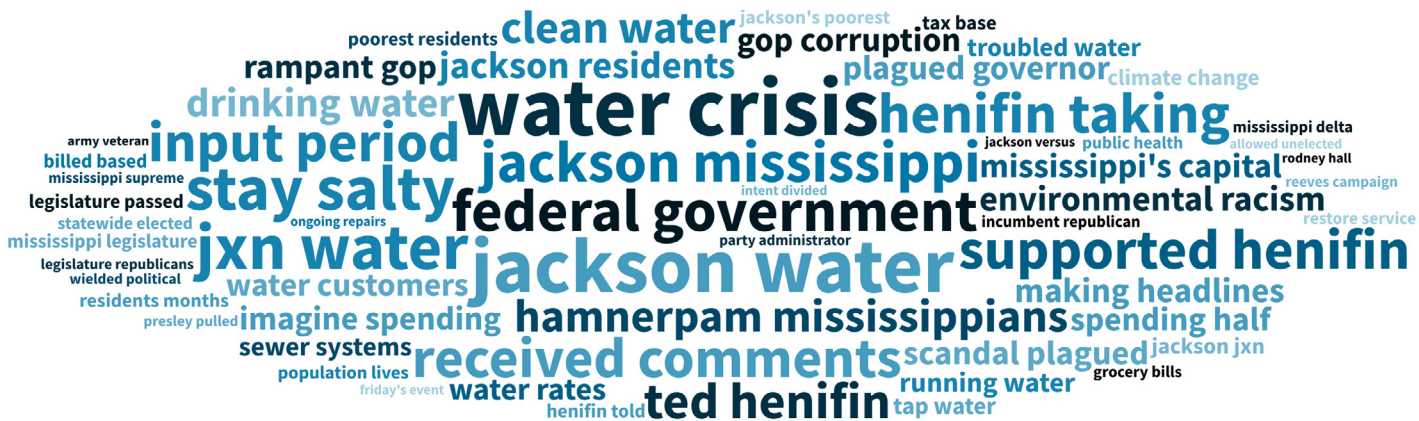


Sentiment by Media Types

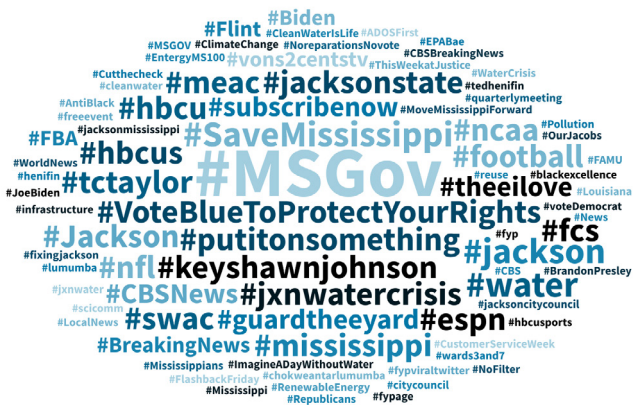


Themes

Themes



Top Hashtags



Top Handles



Influencers

Top Authors

Influencer	Network	Posts	Sentiment	Reach
JXN Water http://www.facebook.co...	Facebook	18 ↑100%		4.2K ↑158.9%
Anonymous http://kingfish1935.blogsp...	Blogs	17 ↓-10.5%		0
MoveMississippiFor... @HammerPam	Twitter	17 ↑325%		164.6K ↑342%
16 WAPT News @16WAPTNews	Twitter	14 ↑1.3K%		1.6M ↑1.3K%
kingfish http://kingfish1935.blogsp...	Blogs	10 ↑25%		0
Mississippi Free Pre... @MSFreePress	Twitter	10 ↑25%		233.5K ↑26.4%
SheLovesThee @SheLoves_THEE	Twitter	9 ↑350%		34.2K ↑425.8%
Mickie Morganfield (...) @mickiedances	Twitter	9		18.5K
Ashton Pittman @ashtonpittman	Twitter	8 ↑700%		405.1K ↑707.4%
Ms Madwoman @amsmadwoman	Twitter	6 ↑200%		17.4K ↑206.5%

Top Sites

Influencer	Network	Posts	Sentiment	Reach
kingfish1935.blogsp...	Blogs	29 ↑3.6%		0
www.wlbt.com	TV	23 ↑4.5%		10.5M ↓-4.7%
www.wjtv.com	TV	20 ↓-16.7%		3.6M ↓-32.1%
www.wapt.com	TV	18 ↑50%		4.3M ↑47.7%
jacksonadvocateonli...	Blogs	8 ↑14.3%		45.8K ↓-29.8%
msdh.ms.gov	Government	8 ↑100%		425.9K ↑115.5%
www.djournal.com	TV	6 ↑200%		726.1K ↑391.2%
www.mississippifree...	Blogs	6 ↑200%		569.4K ↓-15.3%
www.blackfacts.com	TV	5 ↑150%		90.1K ↑158.5%
jacksonms	Government	5 ↑400%		0

Most active author

JXN Water
Facebook
18 Posts

Most influential author

MoveMississippiForward
Twitter
812 Engagement

Most active site

kingfish1935.blogspot.com
Blogs
29 Posts

Most influential site

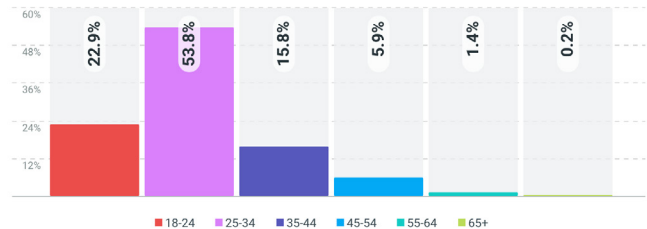
kingfish1935.blogspot.com
Blogs
149 Engagement

Demographics

Gender



Age



RESULTS

shared an image

Mississippians are grateful to POTUS and the mayor of Jackson for solving the Jackson Water Crisis. Thanks to EPA Bae too. Tate Reeves can stay salty. pic.twitter.com/aaW7CciQV5 QT @HamnerPam: The federal government then held a month-long public input period, and received comments from 666 people. Of those comments,...

[published on 03/10/23 at 07:47](#) | Twitter | United States | [MoveMississippiForward](#)

Matches: JXN Water
Sentiment **Positive**
Engagement 643
Potential Reach 9.7K
Trending Score 0/10
Twitter Followers 9.7K
Retweets 211
Twitter Likes 423
Quote Tweets 9
Twitter Impressions N/A
Twitter Video Views N/A

tweeted

\$480 until we hit \$753k on my filters. Just this week we see Jackson, MS, New Orleans, LA, and a few more cities making headlines with water issues. America has a water crisis, I'm just trying to help those suffering. QT @LittleMissFlint: Imagine spending half of your life fighting for clean water. Imagine finding a solution when the...

[published on 01/10/23 at 21:38](#) | Twitter | United States | [Mari Copeny](#)

Matches: JXN Water
Sentiment **Negative**
Engagement 318
Potential Reach 141K
Trending Score 0/10
Twitter Followers 141K
Retweets 140
Twitter Likes 176
Quote Tweets 2
Twitter Impressions N/A
Twitter Video Views N/A

tweeted

I think the Jackson water jokes are distasteful and lack tact when the jokes and banter is about football...that's a government infrastructure...and environmental racism issue not a football issue. The two don't correlate and shouldn't be mixed or mingled at all.

[published on 29/12/23 at 11:19](#) | Twitter | United States | [Sean Anthony](#)

Matches: JXN Water
Sentiment **Negative**
Engagement 212
Potential Reach 798
Trending Score 0/10
Twitter Followers 798
Retweets 33
Twitter Likes 171
Quote Tweets 8
Twitter Replies 11
Twitter Impressions 23.3K
Twitter Video Views N/A

tweeted

and connects back to Jackson Mississippi water crisis QT @BreeNewsome: The lack of water in Flint connects to the lack of water in Gaza It's the same US power establishment depriving both populations of basic needs

[published on 31/10/23 at 18:19](#) | Twitter | United States | [Jason \(Im ur gay BFF\)](#)

Matches: JXN Water
Sentiment **Negative**
Engagement 198
Potential Reach 4.3K
Trending Score 0/10
Twitter Followers 4.3K
Retweets 47
Twitter Likes 149
Quote Tweets 2
Twitter Replies 3
Twitter Impressions N/A
Twitter Video Views N/A

tweeted

You're not even Black American so what's this we shxt? Go preach to your people on not speaking on us and maybe we speak on ya'll. QT @OldSoul1993: We literally have a water crisis happening in Flint, MI, and Jackson, MS..... there was just a water crisis in TX not too long ago. Black Americans who think like this are a disgr...

[published on 19/11/23 at 19:17](#) | Twitter | United States | [love•eternal](#)

Matches: JXN Water
Sentiment **Negative**
Engagement 147
Potential Reach 288
Trending Score 0/10
Twitter Followers 288
Retweets 21
Twitter Likes 124
Quote Tweets 2
Twitter Replies 7
Twitter Impressions 5.7K
Twitter Video Views N/A

shared a link

□ □ MISSISSIPPI GOVERNOR □ □ Medicaid expansion. Shuttered hospitals. Jackson water crisis. Rampant GOP corruption. A scandal-plagued Governor. #MSGov is a tough race, but it's life-or-death for Mississippians. Help elect @BrandonPresley. [secure.numero.ai/contribute/Bra...](#)

[published on 23/10/23 at 19:50](#) | Twitter | United States | [TrumpsTaxes](#)

Matches: JXN Water
Sentiment **Neutral**
Engagement 145
Potential Reach 27.2K
Trending Score 0/10
Twitter Followers 27.2K
Retweets 66
Twitter Likes 79
Twitter Impressions 5K
Twitter Video Views N/A

RESULTS

tweeted

I'm so honored to have my article about Jackson Mississippi's water crisis featured in the Pulitzer Center's 2023 Year in Stories. And grateful for their support in telling an important story of how state and federal government have criminally disinvested in Black cities. QT @pulitzercenter: We are excited to present '2023: A Year I...

[published on 14/12/23 at 08:08](#) | Twitter | United States | [Hadas Thier](#)

Matches: JXN Water
Sentiment **Neutral**
Engagement 130
Potential Reach 12.7K
Trending Score 0/10
Twitter Followers 12.7K
Retweets 17
Twitter Likes 110
Quote Tweets 3
Twitter Replies 3
Twitter Impressions 11.6K
Twitter Video Views N/A

[CMV: If a Republican mayor of a large American city had the same pr...](#)

created a post

Because most Mississippi politicians on the Left know exactly who to blame for the water crisis, Mississippi republicans ... the history of Jackson city mayors that is. From 1977-till present day the people of Jackson have elected Democratic mayors...

[published on 20/12/23 at 17:57](#) | Forums | United States | [changemyview](#)

Matches: JXN Water
Sentiment **Neutral**
Engagement 123
Potential Reach 4.4M
Trending Score N/A

tweeted

If you live in Jackson, Mississippi and went through the water crisis and you can't find any reason to vote Tuesday or next November... you literally can't be helped.

[published on 05/11/23 at 17:28](#) | Twitter | United States | [Drey The Real JSU Search](#)

Matches: JXN Water
Sentiment **Negative**
Engagement 111
Potential Reach 891
Trending Score 0/10
Twitter Followers 891
Retweets 16
Twitter Likes 93
Quote Tweets 2
Twitter Replies 3
Twitter Impressions 355
Twitter Video Views N/A

[Mississippi HBCU students join Hip-Hop Text-a-Thon event to mobilize...](#)

created a post

"One issue that's really important to me right now is the Jackson water crisis," Brasiel said, referring to the failure of ... announced that numbers had started to pour in. Jackson State students had managed to reach 3,000 voters by text message that...

[published on 02/11/23 at 11:02](#) | Online News Other | United States | [www.splcenter.org](#)

Matches: JXN Water
Sentiment **Neutral**
Engagement 88
Potential Reach 1.1M
Trending Score 0/10

[Kyrie Irving Donates To Jackson, Mississippi, Sports Complex](#)

created a post

...January 2024. While the city of Jackson was going through its highly publicized water crisis in 2020, Irving briefly ... Magazine, "What's going on now in Jackson, Mississippi — a lot of stuff is blatant." Ya'll @KyrieIrving just got me to my...

[published on 03/12/23 at 10:30](#) | Magazine | United States | [www.blackenterprise.com](#)

Matches: JXN Water
Sentiment **Neutral**
Engagement 87
Potential Reach 825.2K
Trending Score 0/10

[More Than a Year After Mississippi Forced Her To Give Birth, It Still Ha...](#)

created a post

Kendall's truck broke down in the spring. After last year's water crisis in Jackson — which first left residents with no ... said. When Diane Derzis ran Jackson Women's Health, Mississippi's sole abortion provider before the state ban forced it to...

[published on 21/12/23 at 06:10](#) | Online News Other | United States | [inthesetimes.com](#)

Matches: JXN Water
Sentiment **Negative**
Engagement 86
Potential Reach 276.9K
Trending Score 0/10

RESULTS

tweeted

We literally have a water crisis happening in Flint, MI, and Jackson, MS..... there was just a water crisis in TX not too long ago. Black Americans who think like this are a disgrace. One day y'all gonna learn we are not the special niggas. Tf.... QT @LovedByDaSun: Ya'll countries need drinking water but always got Black Americans...

[published on 19/11/23 at 19:15](#) | Twitter | United States | [📄](#) [📄](#) [📄](#) [📄](#) [📄](#) [📄](#)

[Here Are the Worst Environmental Racism Cases That Rocked Black ...](#)

created a post

...million as a part of a settlement. Jackson, Mississippi Jackson has suffered from various water-related crises for years ... infrastructure system. What Happened To Jackson, Mississippi? Whether Jackson is improving or not depends on whom you ask. A...

[published on 10/11/23 at 07:00](#) | Online News Other | United States | www.theroot.com

has replied

@schlagteslinks Bait aside, I think the real reason Presley did so well with black voters/ turnout is because of anger over Tate reaves handling of Jackson, Mississippi water crisis.

[published on 10/11/23 at 19:08](#) | Twitter | United States | [Naperville Politics Guy](#)

[Mississippi Democrat Brandon Presley aims to rally Black voters in go...](#)

created a post

...the city of Jackson versus somebody who has shown you for 12 years that he could care less about the city of Jackson," said... Reeves has said he helped restore service to Jackson during its 2022 water crisis. He has also touted tornado relief...

[published on 06/10/23 at 18:06](#) | Online News Other | United States | apnews.com

tweeted

Meanwhile, homeless (or borderline homeless) citizens and victims of natural disasters (Maui) get little to no help. Also, has the Jackson, MS water crisis been resolved yet? Amazing how this country has money for everything under the sun for endless wars and illegals... QT @BensmanTodd: "Are you a Cuban or Haitian individua..."

[published on 11/12/23 at 10:09](#) | Twitter | United States | [Rashad](#)

[EPA Promised to Address Environmental Racism. Then Conservatives ...](#)

created a post

...in communities of color. The water crisis in Jackson, Mississippi. A metal shredder that sparked hunger strikes on... Lead, for instance: People here knew its dangers long before Flint's water crisis began in 2014 because the toxic metal...

[published on 25/10/23 at 07:05](#) | Magazine | United States | www.motherjones.com

Matches: JXN Water
Sentiment **Negative**
Engagement 73
Potential Reach 344
Trending Score 0/10
Twitter Followers 344
Retweets 14
Twitter Likes 54
Quote Tweets 5
Twitter Replies 32
Twitter Impressions 10.7K
Twitter Video Views N/A

Matches: JXN Water
Sentiment **Negative**
Engagement 73
Potential Reach 1.4M
Trending Score 0/10

Matches: JXN Water
Sentiment **Neutral**
Engagement 71
Potential Reach 4.2K
Trending Score N/A
Twitter Followers 4.2K
Retweets 1
Twitter Likes 69
Quote Tweets 1
Twitter Replies 2
Twitter Impressions 1.8K
Twitter Video Views N/A

Matches: JXN Water
Sentiment **Neutral**
Engagement 66
Potential Reach 50.3M
Trending Score 0/10

Matches: JXN Water
Sentiment **Negative**
Engagement 54
Potential Reach 1.1K
Trending Score 0/10
Twitter Followers 1.1K
Retweets 20
Twitter Likes 34
Twitter Replies 1
Twitter Impressions 1.1K
Twitter Video Views N/A

Matches: JXN Water
Sentiment **Negative**
Engagement 53
Potential Reach 2.1M
Trending Score 0/10

RESULTS

[Jackson City Council request uncovers 63 past-due invoices, totaling n...](#)

created a post

JACKSON, Miss. (WLBT) - Weeks after we first reported a project would cost \$850,000 more due to Jackson's failure to... Past-due amounts include nearly \$495,000 that was due to JXN Water on August 8, \$24,856 for a 12-month cloud subscription...

[published on 27/10/23 at 19:06](#) | Online News Other | United States | www.wlbt.com

[Mississippi has a history of voter suppression. Many see signs of change...](#)

created a post

...community. In particular, a 2022 water crisis in Jackson left most of the 150,000 residents in the majority Black city ... county that includes Jackson. Two lawsuits challenged it, arguing that the Mississippi Constitution requires most judges to...

[published on 05/11/23 at 07:37](#) | Online News Other | United States | www.wjtv.com

[Keyshawn Johnson Mentions the Jackson Water Crisis While Talking a...](#)

shared a video

...FS1's "Undisputed" mentioning the Jackson, Mississippi water crisis while defending Deion Sanders against a previous attack ... #football #swac #meac #fcs #hbcusports #espn #mississippi...

[published on 01/10/23 at 16:42](#) | YouTube | United States | www.youtube.com

shared a video

I'm really a part of documenting one of the greatest infrastructure projects in the history of Jackson.. JXN Water thank you so much for allowing @studio54multimedia capture the ongoing repairs of Jackson's water system... glad to be on this amazing team!
pic.twitter.com/JgwRZVaLAB

[published on 29/11/23 at 08:19](#) | Twitter | United States | [KujForCongress](#)

tweeted

Can someone please remind us where the bulk of that money addressing the Jackson water crisis is coming from? □

[published on 01/11/23 at 19:48](#) | Twitter | United States | [MS Democratic Party](#)

[EPA promised to address environmental racism. Then states pushed b...](#)

created a post

...in communities of color. The water crisis in Jackson, Mississippi. A metal shredder that sparked hunger strikes on... Lead, for instance: People here knew its dangers long before Flint's water crisis began in 2014 because the toxic metal...

[published on 25/10/23 at 03:57](#) | Blogs | United States | publicintegrity.org

Matches: JXN Water
Sentiment **Negative**
Engagement **52**
Potential Reach 365.3K
Trending Score 0/10

Matches: JXN Water
Sentiment **Neutral**
Engagement **51**
Potential Reach 174.9K
Trending Score 0/10

Matches: JXN Water
Sentiment **Neutral**
Engagement **51**
Potential Reach 2.4K
Trending Score N/A
YouTube Likes N/A
YouTube Dislikes N/A
YouTube Views 2.4K

Matches: JXN Water
Sentiment **Positive**
Engagement **50**
Potential Reach 6K
Trending Score 0/10
Twitter Followers 6K
Retweets 17
Twitter Likes 32
Quote Tweets 1
Twitter Impressions 2.1K
Twitter Video Views N/A

Matches: JXN Water
Sentiment **Neutral**
Engagement **49**
Potential Reach 8.4K
Trending Score 0/10
Twitter Followers 8.4K
Retweets 12
Twitter Likes 36
Quote Tweets 1
Twitter Replies 10
Twitter Impressions 1.8K
Twitter Video Views N/A

Matches: JXN Water
Sentiment **Negative**
Engagement **44**
Potential Reach 109.3K
Trending Score 0/10

RESULTS

[The U.S. is falling on the inclusivity scale. There's no mystery why.](#)

created a post

...real neglect and discrimination. The Jackson water crisis and state officials' response to it is one case in point. But the ... activists at the grassroots level in Mississippi. In February, Mississippi officials announced their intention to review...

[published on 29/10/23 at 06:03](#) | Blogs | United States | www.msnbc.com

[Jackson's water system has improved, but some residents still hesitat...](#)

created a post

...to Jackson's water crisis A third-party administrator was named to take control of Jackson's water crisis JXN Water ... of Jackson's water can't be changed overnight for citizens who are frustrated and tapped out. "Jacobs and JXN Water...

[published on 11/12/23 at 18:00](#) | Online News Other | United States | www.wapt.com

[Jackson couple frustrated with sewage issues affecting home](#)

created a post

JACKSON, Miss. () – There was an array of emotions at Jackson City Hall as neighbors on Smith Robinson ... resolved, they plan to move outside the City of Jackson.

[published on 24/10/23 at 16:20](#) | Online News Other | United States | www.wjtv.com

[Jackson Jambalaya: Harvey Johnson is Disgusted by Ted Henifin](#)

created a post

...Jackson Mayor Harvey Johnson is no exception. The father of the Siemens sell-out is disgusted, yes, digusted by JXN Water ... Predators Ball of sorts for Jackson. The Mayor's financial consultant roped Jackson along into this bad bond deal as he...

[published on 12/10/23 at 12:00](#) | Blogs | United States | kingfish1935.blogspot.com

[Jackson Jambalaya: In Her Own Words: The Loveable Rukia Lumumba](#)

created a post

...the water crisis not only in Jackson but throughout the state of Mississippi, and I'm glad you have started with Jackson ... state of Mississippi. And Jackson is also where the majority of businesses and money is made, is in the city of Jackson...

[published on 22/12/23 at 11:20](#) | Blogs | United States | kingfish1935.blogspot.com

shared an image

...outstanding charges older than December 2022 on your JXN Water bill. ☒ ☐ The address for mail-in JXN Water payments has changed to PO Box 22667, Jackson MS 39225. Have questions? Call our 24/7 support line at 601-500-5200...

[published on 04/10/23 at 09:03](#) | Facebook | United States | [JXN Water](#)

Matches: JXN Water
Sentiment **Negative**
Engagement **41**
Potential Reach 8.4M
Trending Score 0/10

Matches: JXN Water
Sentiment **Neutral**
Engagement **39**
Potential Reach 280.6K
Trending Score 0/10

Matches: JXN Water
Sentiment **Negative**
Engagement **37**
Potential Reach 268K
Trending Score 0/10

Matches: JXN Water
Sentiment **Negative**
Engagement **36**
Potential Reach N/A
Trending Score N/A

Matches: JXN Water
Sentiment **Negative**
Engagement **35**
Potential Reach N/A
Trending Score N/A

Matches: JXN Water
Sentiment **Neutral**
Engagement **34**
Potential Reach 199
Trending Score 0/10
Facebook Followers 199
Facebook Reactions 9
Facebook Shares 24

RESULTS

shared a link

With support from @pulitzercenter I spent months talking to residents, organizers and officials about the water crisis in Jackson, Mississippi, one person told me, hates its capital city. The state first starved the system then threatened to take it over. thenation.com/article/societ...

[published on 27/12/23 at 11:18](#) | Twitter | United States | [Hadas Thier](#)

Matches: JXN Water
Sentiment **Negative**
Engagement 31
Potential Reach 12.8K
Trending Score 0/10
Twitter Followers 12.8K
Retweets 10
Twitter Likes 21
Twitter Replies 1
Twitter Impressions 5K
Twitter Video Views N/A

shared a link

JXN Water's proposed new tiered billing system would raise rates for most in the city and reduce bills for low-income residents. buff.ly/3R2bmEu

[published on 17/11/23 at 15:24](#) | Twitter | United States | [Mississippi Today](#)

Matches: JXN Water
Sentiment **Neutral**
Engagement 29
Potential Reach 32.9K
Trending Score 0/10
Twitter Followers 32.9K
Retweets 10
Twitter Likes 13
Quote Tweets 6
Twitter Replies 2
Twitter Impressions 7.8K
Twitter Video Views N/A

tweeted

There are unsubstantiated rumors that FAMUs football coach is leaving. So OF COURSE I'm seeing Jackson water jokes on this app... because everything comes back to Jackson State for them.

[published on 29/12/23 at 10:49](#) | Twitter | United States | [Drey](#)

Matches: JXN Water
Sentiment **Negative**
Engagement 24
Potential Reach 1K
Trending Score 0/10
Twitter Followers 1K
Retweets 7
Twitter Likes 16
Quote Tweets 1
Twitter Impressions 551
Twitter Video Views N/A

shared a link

JXN Water Interim Third-Party Manager Ted Henifin proposed a new customer-billing structure on Nov. 17, 2023, that would lower rates for Jackson, Miss., residents who receive SNAP food assistance. mississippifreepress.org/37772/jackson-...

[published on 21/11/23 at 11:18](#) | Twitter | United States | [Mississippi Free Press](#)

Matches: JXN Water
Sentiment **Neutral**
Engagement 24
Potential Reach 23.4K
Trending Score 0/10
Twitter Followers 23.4K
Retweets 7
Twitter Likes 15
Quote Tweets 2
Twitter Replies 1
Twitter Impressions 3.3K
Twitter Video Views N/A

[Jackson Jambalaya: Will Jackson Pay its Bills?](#)

created a post

...is not quite sure and is working with JXN Water to clear up the mystery. * The city paid for several Entergy meters... * The city leased the North Jackson ballfields from the Mississippi Departmetn of Wildlife, Fisheries, and Parks in 1986...

[published on 04/11/23 at 11:00](#) | Blogs | United States | [kingfish1935.blogspot.com](#)

Matches: JXN Water
Sentiment **Neutral**
Engagement 24
Potential Reach N/A
Trending Score N/A

has replied

@RizzalIslam @IslamRizza But can't spend 16 billion to fix the water crisis in Flint, Michigan and Jackson, Mississippi ☐ ☐

[published on 19/10/23 at 18:12](#) | Twitter | United States | [William Jenkins](#)

Matches: JXN Water
Sentiment **Negative**
Engagement 24
Potential Reach 9
Trending Score 0/10
Twitter Followers 9
Retweets 1
Twitter Likes 23
Twitter Impressions N/A
Twitter Video Views N/A

RESULTS

[Jackson Jambalaya: Food Fight!!!](#)

created a post

...special meeting over the Jackson City Council overwait for it.... the \$600 million in federal aid for Jackson's water system. President Banks said "Let's call it what it is" as he said the Jackson water system was in "receivership" as he...

[published on 15/12/23 at 14:49](#) | Blogs | United States | [kingfish1935.blogspot.com](#)

shared a link

Jackson water manager Ted Henifin proposed a slight rate increase for most residents Friday alongside what he said is a first-in-the-nation proposal to reduce water rates for low-income people who get government help with grocery bills. @AP @Report4America apnews.com/article/jackso...

[published on 17/11/23 at 16:30](#) | Twitter | United States | [Michael Goldberg](#)

[Mississippi has a history of voter suppression. Many see signs of change...](#)

created a post

...community. In particular, a 2022 water crisis in Jackson left most of the 150,000 residents in the majority Black city ... county that includes Jackson. Two lawsuits challenged it, arguing that the Mississippi Constitution requires most judges to...

[published on 05/11/23 at 07:02](#) | TV/Radio | United States | [www.kxnet.com](#)

shared an image

Despite what the governor may claim, the Jackson water crisis is not over. Jackson still does not have clean water. pic.twitter.com/iYqbnG4Bdb QT @GrantmanMS52: @collegedemsmu @BrandonPresley The only reason your city has running water is because the current governor stepped in when the Democrat leadership ran th...

[published on 17/10/23 at 18:49](#) | Twitter | United States | [College Democrats of Mississippi](#)

[Mississippi has a history of voter suppression. Many see signs of change...](#)

created a post

...community. In particular, a 2022 water crisis in Jackson left most of the 150,000 residents in the majority Black city ... county that includes Jackson. Two lawsuits challenged it, arguing that the Mississippi Constitution requires most judges to...

[published on 05/11/23 at 01:02](#) | Newspaper | United States | [www.washingtontimes.com](#)

tweeted

The govt is funding two wars but Flint Michigan and Jackson Ms don't have clean water QT @Phil_Lewis_: The Michigan attorney general's office officially is ending its pursuit of criminal prosecutions over the Flint water crisis after seven years of no convictions The Flint prosecution team says the cases are now "closed" https://t...

[published on 31/10/23 at 15:29](#) | Twitter | United States | [Felipe](#)

Matches: JXN Water
Sentiment **Negative**
Engagement **20**
Potential Reach N/A
Trending Score N/A

Matches: JXN Water
Sentiment **Neutral**
Engagement **19**
Potential Reach 1.5K
Trending Score 0/10
Twitter Followers 1.5K
Retweets 7
Twitter Likes 11
Quote Tweets 1
Twitter Replies 1
Twitter Impressions 1.5K
Twitter Video Views N/A

Matches: JXN Water
Sentiment **Neutral**
Engagement **18**
Potential Reach 107.9K
Trending Score 0/10

Matches: JXN Water
Sentiment **Negative**
Engagement **18**
Potential Reach 521
Trending Score 0/10
Twitter Followers 521
Retweets 4
Twitter Likes 14
Twitter Impressions N/A
Twitter Video Views N/A

Matches: JXN Water
Sentiment **Neutral**
Engagement **16**
Potential Reach 2.4M
Trending Score 0/10

Matches: JXN Water
Sentiment **Negative**
Engagement **16**
Potential Reach 1.7K
Trending Score 0/10
Twitter Followers 1.7K
Retweets 5
Twitter Likes 11
Twitter Impressions 777
Twitter Video Views N/A

RESULTS

shared a link

What's changed — and what hasn't — a year after the Jackson water crisis? The city's water manager discussed pushback from activists, legal hurdles to his water pricing plan, the sewer system and more with @AP @Report4America apnews.com/article/jackso...

[published on 17/10/23 at 16:46](#) | Twitter | United States | [Michael Goldberg](#)

Matches: JXN Water
Sentiment **Neutral**
Engagement 16
Potential Reach 1.4K
Trending Score 0/10
Twitter Followers 1.4K
Retweets 8
Twitter Likes 8
Twitter Impressions N/A
Twitter Video Views N/A

[City Of Jackson-jxn Water \(qunar Dr, Blake Circle\)](#)

created a post

...who are served by the City of Jackson water supply located in Hinds County. Residents will be notified immediately by City of Jackson-JXN Water when the advisory is lifted. Contact Information: JXN Water (601-500-5200) www.jxnwater.com Wash your...

[published on 21/12/23 at 16:56](#) | Online News Other | United States | [msdh.ms.gov](#)

Matches: JXN Water
Sentiment **Neutral**
Engagement 15
Potential Reach 56.7K
Trending Score 0/10

has replied

@RussLatino Same with the Jackson water fiasco. Every single person up and down the line with any control of Jackson's water system was black. Yet, somehow, the water system failure was all caused by evil, racist white people who didn't want Jacksonians to have water because they're mostly...

[published on 08/12/23 at 09:19](#) | Twitter | United States | [John T. Ford](#)

Matches: JXN Water
Sentiment **Negative**
Engagement 15
Potential Reach 263
Trending Score 0/10
Twitter Followers 263
Retweets 2
Twitter Likes 12
Quote Tweets 1
Twitter Replies 1
Twitter Impressions 1.2K
Twitter Video Views N/A

created a post

...to this country. Thank you. ☐ ☐ The JXN Water family includes several U.S. veterans – including Business Process ... for infrastructure improvements here in Jackson. She currently serves as a Senior Geospatial Engineer Sergeant in the...

[published on 11/11/23 at 09:23](#) | Facebook | United States | [JXN Water](#)

Matches: JXN Water
Sentiment **Neutral**
Engagement 15
Potential Reach 233
Trending Score 0/10
Facebook Followers 233
Facebook Reactions 9
Facebook Shares 1

has replied

@NobleNegroe @tatereeves The guy who joked about Jackson's water crisis? Miss deserves better

[published on 01/11/23 at 21:15](#) | Twitter | United States | [SteveBiko](#)

Matches: JXN Water
Sentiment **Negative**
Engagement 14
Potential Reach 1.2K
Trending Score 0/10
Twitter Followers 1.2K
Twitter Likes 14
Twitter Impressions N/A
Twitter Video Views N/A

[From Lead Pipes to Toxic Runoff, the U.S. Water System Is Broken](#)

created a post

...operations at a water treatment plant in Jackson, Mississippi, leaving more than 150,000 people without safe drinking water... Pervasive PFAS contamination is a national water crisis that NRDC senior strategic director for health Erik D. Olson...

[published on 31/10/23 at 12:09](#) | Blogs | United States | [childrenshealthdefense.org](#)

Matches: JXN Water
Sentiment **Negative**
Engagement 14
Potential Reach 1.2M
Trending Score 0/10